

เอกสารแนบ 32
เอกสารอนุญาตห้องปฏิบัติการ

เอกสารแบบท้ายหนังสือรับต่ออายุขึ้นทะเบียนห้องปฏิบัติการวิเคราะห์เอกชน
บริษัท เอแอลเอส แลบริทอรี กรุ๊ป (ประเทศไทย) จำกัด

ที่ อก ๐๓๑๐(๑)/ ๒๘ มกราคม ๒๕๖๕

เลขทะเบียน ๖-๒๐๕

ก. ผู้ควบคุมดูแลห้องปฏิบัติการวิเคราะห์ จำนวน ๖ ราย

- ๑)
- ๒)
- ๓)
- ๔)
- ๕)
- ๖)

ผู้อำนวยการบริษัทและอธิบดีกรมโรงงาน
บุรีราหะการพนอนอินดิสทรีกรมโรงงานอุตสาหกรรม



ที่ อก ๐๓๑๐(๑)/ ๑๐๖๕

กรมโรงงานอุตสาหกรรม
ถนนพระรามที่ ๖ เขตราชเทวี
กรุงเทพมหานคร ๑๐๕๐๐

๒๘ มกราคม ๒๕๖๕

เรื่อง ต่ออายุหนังสือรับขึ้นทะเบียนห้องปฏิบัติการวิเคราะห์เอกชน

เรียน กรรมการผู้จัดการ บริษัท เอแอลเอส แลบริทอรี กรุ๊ป (ประเทศไทย) จำกัด

อ้างถึง คำขอขึ้นทะเบียน/ต่ออายุ/เปลี่ยนแปลงบุคลากร และชนิดสารเคมีของห้องปฏิบัติการวิเคราะห์เอกชน
ลงวันที่ ๓๐ กรกฎาคม ๒๕๖๓

- สิ่งที่ส่งมาด้วย ๑. รายชื่อผู้ควบคุมดูแลห้องปฏิบัติการวิเคราะห์ จำนวน ๑ แผ่น
๒. รายชื่อเจ้าหน้าที่ประจำห้องปฏิบัติการวิเคราะห์ จำนวน ๕ แผ่น
๓. ขอบข่ายสารเคมีที่ได้รับขึ้นทะเบียนจากกรมโรงงานอุตสาหกรรม จำนวน ๓๑ แผ่น

ตามหนังสือที่อ้างถึง บริษัท เอแอลเอส แลบริทอรี กรุ๊ป (ประเทศไทย) จำกัด ขอต่ออายุ
หนังสือรับขึ้นทะเบียนห้องปฏิบัติการวิเคราะห์เอกชน เลขทะเบียน ๖-๒๐๕ สถานที่ตั้งเลขที่ ๑๐๕
ซอยพัฒนาการ ๔๐ ถนนพัฒนาการ แขวงพัฒนาการ เขตสวนหลวง กรุงเทพมหานคร
ต่อกรมโรงงานอุตสาหกรรม นั้น

กรมโรงงานอุตสาหกรรมพิจารณาแล้ว ให้บริษัท เอแอลเอส แลบริทอรี กรุ๊ป (ประเทศไทย)
จำกัด ต่ออายุหนังสือรับขึ้นทะเบียนห้องปฏิบัติการวิเคราะห์เอกชน โดยมีองค์ประกอบดังนี้

- ก. ผู้ควบคุมดูแลห้องปฏิบัติการวิเคราะห์ จำนวน ๖ ราย ตามสิ่งที่ส่งมาด้วย ๑
- ข. เจ้าหน้าที่ประจำห้องปฏิบัติการวิเคราะห์ จำนวน ๑๖๒ ราย ตามสิ่งที่ส่งมาด้วย ๒
- ค. ขอบข่ายสารเคมีที่ได้รับขึ้นทะเบียนให้วิเคราะห์ในน้ำเสีย จำนวน ๕๕ รายการ น้ำใต้ดิน
จำนวน ๑๖๖ รายการ อากาศเสีย ๑๖ รายการ สิ่งปฏิกูลหรือวัสดุที่ไม่ใช้แล้ว จำนวน ๓๕ รายการ และดิน
จำนวน ๑๒๕ รายการ รวมทั้งสิ้นจำนวน ๓๖๑ รายการ ตามสิ่งที่ส่งมาด้วย ๓

หนังสือฉบับนี้จะหมดอายุในวันที่ ๒ กันยายน ๒๕๖๖ หากประสงค์จะต่ออายุหนังสือ
รับขึ้นทะเบียนห้องปฏิบัติการวิเคราะห์เอกชน ให้ยื่นคำขอต่ออายุพร้อมเอกสารประกอบคำขอ
ต่อกรมโรงงานอุตสาหกรรม ภายใน ๓๐ วัน ก่อนวันสิ้นสุดของหนังสือรับขึ้นทะเบียนห้องปฏิบัติการวิเคราะห์
เอกชน ซึ่งคำขอต่ออายุดังกล่าวขอรับได้ที่กรมโรงงานอุตสาหกรรม

จึงเรียนมาเพื่อทราบ

ขอแสดงความนับถือ

ผู้อำนวยการบริษัทและอธิบดีกรมโรงงาน
บุรีราหะการพนอนอินดิสทรีกรมโรงงานอุตสาหกรรม

กองวิจัยและเตือนภัยมลพิษโรงงาน

กลุ่มมาตรฐานวิธีการวิเคราะห์ทดสอบมลพิษและทะเบียนห้องปฏิบัติการ

โทร. ๐ ๒๒๐๒ ๔๑๕๖ ๐ ๒๒๐๒ ๔๐๐๒

โทรสาร ๐ ๒๓๕๕ ๓๒๐๘ ๐ ๒๓๕๕ ๓๔๑๕

- ๒ -

- ๓๕) *
- ๓๖) *
- ๓๗) *
- ๓๘) *
- ๓๙) *
- ๔๐) *
- ๔๑) *
- ๔๒) *
- ๔๓) *
- ๔๔) *
- ๔๕) *
- ๔๖) *
- ๔๗) *
- ๔๘) *
- ๔๙) *
- ๕๐) *
- ๕๑) *
- ๕๒) *
- ๕๓) *
- ๕๔) *
- ๕๕) *
- ๕๖) *
- ๕๗) *
- ๕๘) *
- ๕๙) *
- ๖๐) *
- ๖๑) *
- ๖๒) *
- ๖๓) *
- ๖๔) *
- ๖๕) *
- ๖๖) *
- ๖๗) *
- ๖๘) *
- ๖๙) *
- ๗๐) *
- ๗๑) *

มหาวิทยาลัยราชภัฏวไลยอลงกรณ์
ผู้อำนวยการวิจัยและเขียนคำอธิบายงาน
ปณิธานของมหาวิทยาลัยราชภัฏวไลยอลงกรณ์

๗๑) นาย

เอกสารแนบท้ายหนังสือรับต่ออายุขึ้นทะเบียนห้องปฏิบัติการวิเคราะห์เอกชน
บริษัท เอแอลเอส แล็บส์ จำกัด (ประเทศไทย) จำกัด
ที่ อภ ๐๓๐๐(๑) / ๑๐๖๕ ลงวันที่ ๒๘ มกราคม ๒๕๖๕
ข. เจ้าหน้าที่ประจำห้องปฏิบัติการวิเคราะห์ จำนวน ๑๖๒ ราย

- ๑) 1
- ๒) 1
- ๓) 1
- ๔) 1
- ๕) 1
- ๖) 1
- ๗) 1
- ๘) 1
- ๙) 1
- ๑๐) 1
- ๑๑) 1
- ๑๒) 1
- ๑๓) 1
- ๑๔) 1
- ๑๕) 1
- ๑๖) 1
- ๑๗) 1
- ๑๘) 1
- ๑๙) 1
- ๒๐) 1
- ๒๑) 1
- ๒๒) 1
- ๒๓) 1
- ๒๔) 1
- ๒๕) 1
- ๒๖) 1
- ๒๗) 1
- ๒๘) 1
- ๒๙) 1
- ๓๐) 1
- ๓๑) 1
- ๓๒) 1
- ๓๓) 1
- ๓๔) 1

๓๕) นางสาว

มหาวิทยาลัยราชภัฏวไลยอลงกรณ์
ผู้อำนวยการวิจัยและเขียนคำอธิบายงาน
ปณิธานของมหาวิทยาลัยราชภัฏวไลยอลงกรณ์

- ๔ -

๑๐๙)
๑๑๐)
๑๑๑)
๑๑๒)
๑๑๓)
๑๑๔)
๑๑๕)
๑๑๖)
๑๑๗)
๑๑๘)
๑๑๙)
๑๒๐)
๑๒๑)
๑๒๒)
๑๒๓)
๑๒๔)
๑๒๕)
๑๒๖)
๑๒๗)
๑๒๘)
๑๒๙)
๑๓๐)
๑๓๑)
๑๓๒)
๑๓๓)
๑๓๔)
๑๓๕)
๑๓๖)
๑๓๗)
๑๓๘)
๑๓๙)
๑๔๐)
๑๔๑)
๑๔๒)
๑๔๓)
๑๔๔)
๑๔๕)

๑๔๖)

ผู้ควบคุมการวิจัยและเขียนบันทึกถึงโรงเรียน
บันทึกข้อความเพื่อกำหนดเรื่องให้โรงเรียนดำเนินการ

- ๓ -

๑๒๐)
๑๒๑)
๑๒๔)
๑๒๕)
๑๒๖)
๑๒๗)
๑๒๘)
๑๒๙)
๑๓๐)
๑๓๑)
๑๓๒)
๑๓๓)
๑๓๔)
๑๓๕)
๑๓๖)
๑๓๗)
๑๓๘)
๑๓๙)
๑๔๐)
๑๔๑)
๑๔๒)
๑๔๓)
๑๔๔)
๑๔๕)
๑๔๖)
๑๔๗)
๑๔๘)
๑๔๙)
๑๕๐)
๑๕๑)
๑๕๒)
๑๕๓)
๑๕๔)
๑๕๕)
๑๕๖)
๑๕๗)
๑๕๘)
๑๕๙)
๑๖๐)
๑๖๑)
๑๖๒)
๑๖๓)
๑๖๔)
๑๖๕)
๑๖๖)
๑๖๗)
๑๖๘)
๑๖๙)
๑๗๐)

๑๖๑) นาย

ผู้ควบคุมการวิจัยและเขียนบันทึกถึงโรงเรียน
บันทึกข้อความเพื่อกำหนดเรื่องให้โรงเรียนดำเนินการ

เอกสารแนบท้ายหนังสือรับต่อข้อขึ้นทะเบียนห้องปฏิบัติการวิเคราะห์เอกชน
บริษัท เอแอลเอส แล็บราทอรี กรุ๊ป (ประเทศไทย) จำกัด เลขทะเบียน ว-๒๐๑๔
ที่ อก ๐๓๑๐(๑)/ ๑๐๖๕ ลงวันที่ ๒๕ มกราคม ๒๕๖๕

ขอช่วยสารมลพิษที่ได้รับทะเบียนจากกรมโรงงานอุตสาหกรรม จำนวน ๓๖๑ รายการ

แนบรายชื่อจำนวน 59 รายการ

ลำดับที่	สารมลพิษ	วิธีวิเคราะห์
1	Aldicarb	High-Performance Liquid Chromatographic Method ^(a)
2	Aldicarb Sulfone	High-Performance Liquid Chromatographic Method ^(a)
3	Aldicarb Sulfoxide	High-Performance Liquid Chromatographic Method ^(a)
4	Aldrin	Liquid-Liquid Extraction, Gas Chromatographic Method ^(a)
5	Arsenic	1) Digestion, Inductively Coupled Plasma Method ^(a) 2) Digestion, Inductively Coupled Plasma/ Mass Spectrometric Method ^(a)
6	Barium	1) Digestion, Inductively Coupled Plasma Method ^(a) 2) Digestion, Inductively Coupled Plasma/ Mass Spectrometric Method ^(a)
7	α-BHC	Liquid-Liquid Extraction, Gas Chromatographic Method ^(a)
8	β-BHC	Liquid-Liquid Extraction, Gas Chromatographic Method ^(a)
9	δ-BHC	Liquid-Liquid Extraction, Gas Chromatographic Method ^(a)
10	γ-BHC	Liquid-Liquid Extraction, Gas Chromatographic Method ^(a)
11	Biochemical Oxygen Demand	1) 5-Day BOD Test, Azide Modification Method ^(a) 2) 5-Day BOD Test, Membrane Electrode Method ^(a)
12	Carbaryl	High-Performance Liquid Chromatographic Method ^(a)
13	Carbofuran	High-Performance Liquid Chromatographic Method ^(a)
14	Cadmium	1) Digestion, Inductively Coupled Plasma Method ^(a) 2) Digestion, Inductively Coupled Plasma/ Mass Spectrometric Method ^(a)
15	Chemical Oxygen Demand	1) Closed Reflux, Colorimetric Method ^(a) 2) Closed Reflux, Titrimetric Method ^(a)
16	Chlordane	Liquid-Liquid Extraction, Gas Chromatographic Method ^(a)
17	Chromium	1) Digestion, Inductively Coupled Plasma Method ^(a) 2) Digestion, Inductively Coupled Plasma/Mass Spectrometric Method ^(a)
18	Color	ADMI Weighted-Ordinate Spectrophotometric Method

๑๔๖)
๑๔๗)
๑๔๘)
๑๔๙)
๑๕๐)
๑๕๑)
๑๕๒)
๑๕๓)
๑๕๔)
๑๕๕)
๑๕๖)
๑๕๗)
๑๕๘)
๑๕๙)
๑๖๐)
๑๖๑)
๑๖๒)

ผู้ชำนาญการวิจัยและเขียนเอกสารปฏิบัติงาน
บัญชีรายการหนังสือรับต่อข้อขึ้นทะเบียน

ลำดับที่	สารเคมี	วิธีวิเคราะห์
19	Copper	1) Digestion, Inductively Coupled Plasma Method ⁽⁴⁾ 2) Digestion, Inductively Coupled Plasma/ Mass Spectrometric Method ⁽⁴⁾
20	Cyanide	Distillation, Colorimetric Method ⁽⁴⁾
21	2,4'-DDD	Liquid-Liquid Extraction, Gas Chromatographic Method ⁽⁴⁾
22	4,4'-DDD	Liquid-Liquid Extraction, Gas Chromatographic Method ⁽⁴⁾
23	2,4'-DDE	Liquid-Liquid Extraction, Gas Chromatographic Method ⁽⁴⁾
24	4,4'-DDE	Liquid-Liquid Extraction, Gas Chromatographic Method ⁽⁴⁾
25	2,4'-DDT	Liquid-Liquid Extraction, Gas Chromatographic Method ⁽⁴⁾
26	4,4'-DDT	Liquid-Liquid Extraction, Gas Chromatographic Method ⁽⁴⁾
27	Dieldrin	Liquid-Liquid Extraction, Gas Chromatographic Method ⁽⁴⁾
28	Endosulfan Sulfate	Liquid-Liquid Extraction, Gas Chromatographic Method ⁽⁴⁾
29	Endosulfan I	Liquid-Liquid Extraction, Gas Chromatographic Method ⁽⁴⁾
30	Endosulfan II	Liquid-Liquid Extraction, Gas Chromatographic Method ⁽⁴⁾
31	Endrin	Liquid-Liquid Extraction, Gas Chromatographic Method ⁽⁴⁾
32	Endrin Aldehyde	Liquid-Liquid Extraction, Gas Chromatographic Method ⁽⁴⁾
33	Formaldehyde	Distillation, Colorimetric Method ⁽⁴⁾
34	Free Chlorine	1) DPD Ferrous Titrimetric Method ⁽⁴⁾ 2) Iodometric Method ⁽⁴⁾
35	Heptachlor	Liquid-Liquid Extraction, Gas Chromatographic Method ⁽⁴⁾
36	Heptachlor epoxide	Liquid-Liquid Extraction, Gas Chromatographic Method ⁽⁴⁾
37	Hexavalent Chromium	Filtration, Colorimetric Method ⁽⁴⁾
38	3-Hydroxycarbofuran	High-Performance Liquid Chromatographic Method ⁽⁴⁾
39	Lead	1) Digestion, Inductively Coupled Plasma Method ⁽⁴⁾ 2) Digestion, Inductively Coupled Plasma/ Mass Spectrometric Method ⁽⁴⁾
40	Manganese	1) Digestion, Inductively Coupled Plasma Method ⁽⁴⁾ 2) Digestion, Inductively Coupled Plasma/ Mass Spectrometric Method ⁽⁴⁾
41	Mercury	Mass Spectrometric Method ⁽⁴⁾ 1) Digestion, Cold-Vapor Atomic Absorption Spectrometric Method ⁽⁴⁾ 2) Digestion, Inductively Coupled Plasma/Mass spectrometric Method ⁽⁴⁾
42	Methiocarb	High-Performance Liquid Chromatographic Method ⁽⁴⁾
43	Methoxychlor	Liquid-Liquid Extraction, Gas Chromatographic Method ⁽⁴⁾

44 Methomy...

ลำดับที่	สารเคมี	วิธีวิเคราะห์
44	Methomyl	High-Performance Liquid Chromatographic Method ⁽⁴⁾
45	Nickel	1) Digestion, Inductively Coupled Plasma Method ⁽⁴⁾ 2) Digestion, Inductively Coupled Plasma/ Mass Spectrometric Method ⁽⁴⁾
46	Oil & Grease	1) Liquid-Liquid, Partition-Gravimetric Method ⁽⁴⁾ 2) Soxhlet Extraction Method ⁽⁴⁾
47	Oxamyl	High-Performance Liquid Chromatographic Method ⁽⁴⁾
48	Propoxur	High-Performance Liquid Chromatographic Method ⁽⁴⁾
49	pH	Electrometric Method ⁽⁴⁾
50	Phenols	1) Distillation, Chloroform Extraction Method ⁽⁴⁾ 2) Distillation, Direct Photometric Method ⁽⁴⁾
51	Selenium	1) Digestion, Inductively Coupled Plasma Method ⁽⁴⁾ 2) Digestion, Inductively Coupled Plasma/ Mass Spectrometric Method ⁽⁴⁾
52	Sulfide	Iodometric Method ⁽⁴⁾
53	Temperature	Laboratory and Field Methods ⁽⁴⁾
54	Total Dissolved Solids	Dried at 180 °C ⁽⁴⁾
55	Total Kjeldahl Nitrogen	Semi-Micro Kjeldahl Method ⁽⁴⁾
56	Total Suspended Solids	Dried at 103-105 °C ⁽⁴⁾
57	Toxaphene	Liquid-Liquid Extraction, Gas Chromatographic Method ⁽⁴⁾
58	Trivalent Chromium	1) Digestion, Inductively Coupled Plasma Method; Colorimetric Method; Calculation ⁽⁴⁾ 2) Digestion, Inductively Coupled Plasma/ Mass Spectrometric Method; Colorimetric Method; Calculation ⁽⁴⁾
59	Zinc	1) Digestion, Inductively Coupled Plasma Method ⁽⁴⁾ 2) Digestion, Inductively Coupled Plasma/Mass Spectrometric Method ⁽⁴⁾

หน้าดิน จำนวน 126 รายการ

ลำดับที่	สารเคมี	วิธีวิเคราะห์
1	Acenaphthene	Liquid-Liquid Extraction, Gas Chromatographic/ Mass Spectrometric Method ⁽⁴⁾
2	Acetone	Purge and Trap, Gas Chromatographic/ Mass Spectrometric Method ⁽⁴⁾

3 Aldrin...

ลำดับที่	สารเคมี	วิธีวิเคราะห์
18	Bis(2-ethylhexyl)phthalate	Liquid-Liquid Extraction, Gas Chromatographic/ Mass Spectrometric Method ^(a)
19	Bromodichloromethane	Purge and Trap, Gas Chromatographic/ Mass Spectrometric Method ^(a)
20	Bromoform	Purge and Trap, Gas Chromatographic/ Mass Spectrometric Method ^(a)
21	Butanol	Purge and Trap, Gas Chromatographic/ Mass Spectrometric Method ^(a)
22	Butyl Benzyl Phthalate	Equilibrium Headspace, Gas Chromatographic/ Mass Spectrometric Method ^(a)
23	Cadmium	Liquid-Liquid Extraction, Gas Chromatographic/ Mass Spectrometric Method ^(a) 1) Digestion, Inductively Coupled Plasma Method ^(a) 2) Digestion, Inductively Coupled Plasma/ Mass Spectrometric Method ^(a)
24	Carbazole	Liquid-Liquid Extraction, Gas Chromatographic/ Mass Spectrometric Method ^(a)
25	Carbon Disulfide	Purge and Trap, Gas Chromatographic/ Mass Spectrometric Method ^(a)
26	Carbon tetrachloride	Purge and Trap, Gas Chromatographic/ Mass Spectrometric Method ^(a)
27	Chlordane	Liquid-Liquid Extraction, Gas Chromatographic/ Mass Spectrometric Method ^(a)
28	p-Chloroaniline	Liquid-Liquid Extraction, Gas Chromatographic/ Mass Spectrometric Method ^(a)
29	Chlorobenzene	Purge and Trap, Gas Chromatographic/ Mass Spectrometric Method ^(a)
30	Chlorodibromomethane	Purge and Trap, Gas Chromatographic/ Mass Spectrometric Method ^(a)
31	Chloroform	Purge and Trap, Gas Chromatographic/ Mass Spectrometric Method ^(a)
32	2-Chlorophenol	Liquid-Liquid Extraction, Gas Chromatographic/ Mass Spectrometric Method ^(a)
33	Chromium	1) Digestion, Inductively Coupled Plasma Method ^(a) 2) Digestion, Inductively Coupled Plasma/ Mass Spectrometric Method ^(a)

34 Chromium (II)...

ลำดับที่	สารเคมี	วิธีวิเคราะห์
3	Aldrin	Liquid-Liquid Extraction, Gas Chromatographic/ Mass Spectrometric Method ^(a)
4	Anthracene	Liquid-Liquid Extraction, Gas Chromatographic/ Mass Spectrometric Method ^(a)
5	Antimony	1) Digestion, Inductively Coupled Plasma Method ^(a) 2) Digestion, Inductively Coupled Plasma/ Mass Spectrometric Method ^(a)
6	Arsenic	1) Digestion, Inductively Coupled Plasma Method ^(a) 2) Digestion, Inductively Coupled Plasma/ Mass Spectrometric Method ^(a)
7	Atrazine	Liquid-Liquid Extraction, Gas Chromatographic/ Mass Spectrometric Method ^(a)
8	Barium	1) Digestion, Inductively Coupled Plasma Method ^(a) 2) Digestion, Inductively Coupled Plasma/ Mass Spectrometric Method ^(a)
9	Benz(a)anthracene	Liquid-Liquid Extraction, Gas Chromatographic/ Mass Spectrometric Method ^(a)
10	Benzene	Purge and Trap, Gas Chromatographic/ Mass Spectrometric Method ^(a)
11	Benzo(b)fluoranthene	Liquid-Liquid Extraction, Gas Chromatographic/ Mass Spectrometric Method ^(a)
12	Benzo(k)fluoranthene	Liquid-Liquid Extraction, Gas Chromatographic/ Mass Spectrometric Method ^(a)
13	Benzoic Acid	Liquid-Liquid Extraction, Gas Chromatographic/ Mass Spectrometric Method ^(a)
14	Benzo(a)pyrene	Liquid-Liquid Extraction, Gas Chromatographic/ Mass Spectrometric Method ^(a)
15	Benzo(g,h,i)perylene	Liquid-Liquid Extraction, Gas Chromatographic/ Mass Spectrometric Method ^(a)
16	Beryllium	1) Digestion, Inductively Coupled Plasma Method ^(a) 2) Digestion, Inductively Coupled Plasma/ Mass Spectrometric Method ^(a)
17	Bis(2-chloroethyl)ether	Liquid-Liquid Extraction, Gas Chromatographic/ Mass Spectrometric Method ^(a)

18 Bis(2-ethylhexyl)phthalate...

ลำดับที่	สารเคมี	วิธีวิเคราะห์
51	cis-1,2-Dichloroethylene	Purge and Trap, Gas Chromatographic/ Mass Spectrometric Method ^(a)
52	trans-1,2-Dichloroethylene	Purge and Trap, Gas Chromatographic/ Mass Spectrometric Method ^(a)
53	2,4-Dichlorophenol	Liquid-Liquid Extraction, Gas Chromatographic/ Mass Spectrometric Method ^(a)
54	1,2-Dichloropropane	Purge and Trap, Gas Chromatographic/ Mass Spectrometric Method ^(a)
55	1,3-Dichloropropane	Purge and Trap, Gas Chromatographic/ Mass Spectrometric Method ^(a)
56	1,3-Dichloropropane	Purge and Trap, Gas Chromatographic/ Mass Spectrometric Method ^(a)
57	Dieldrin	Liquid-Liquid Extraction, Gas Chromatographic/ Mass Spectrometric Method ^(a)
58	Diethyl Phthalate	Liquid-Liquid Extraction, Gas Chromatographic/ Mass Spectrometric Method ^(a)
59	2,4-Dimethylphenol	Liquid-Liquid Extraction, Gas Chromatographic/ Mass Spectrometric Method ^(a)
60	2,4-Dinitrophenol	Liquid-Liquid Extraction, Gas Chromatographic/ Mass Spectrometric Method ^(a)
61	2,4-Dinitrotoluene	Liquid-Liquid Extraction, Gas Chromatographic/ Mass Spectrometric Method ^(a)
62	2,6-Dinitrotoluene	Liquid-Liquid Extraction, Gas Chromatographic/ Mass Spectrometric Method ^(a)
63	Di-n-Octyl Phthalate	Liquid-Liquid Extraction, Gas Chromatographic/ Mass Spectrometric Method ^(a)
64	Endosulfan	Liquid-Liquid Extraction, Gas Chromatographic/ Mass Spectrometric Method ^(a)
65	Endrin	Liquid-Liquid Extraction, Gas Chromatographic/ Mass Spectrometric Method ^(a)
66	Ethylbenzene	Purge and Trap, Gas Chromatographic/ Mass Spectrometric Method ^(a)
67	Fluoranthene	Liquid-Liquid Extraction, Gas Chromatographic/ Mass Spectrometric Method ^(a)

68 Fluorene...

ผู้อำนวยการกลุ่มมาตรฐานวิธีการวิเคราะห์ทดสอบพืช
และระบบนิเวศน์เกษตร

ลำดับที่	สารเคมี	วิธีวิเคราะห์
34	Chromium (III)	1) Digestion, Inductively Coupled Plasma Method; Colorimetric Method; Calculation ^(a) 2) Digestion, Inductively Coupled Plasma/ Mass Spectrometric Method; Colorimetric Method; Calculation ^(a) Colorimetric Method ^(a)
35	Chromium (VI)	Liquid-Liquid Extraction, Gas Chromatographic/ Mass Spectrometric Method ^(a)
36	Chrysene	Distillation, Colorimetric Method ^(a)
37	Cyanide	Liquid-Liquid Extraction, Gas Chromatographic/ Mass Spectrometric Method ^(a)
38	2,4-D	Liquid-Liquid Extraction, Gas Chromatographic/ Mass Spectrometric Method ^(a)
39	DDD	Liquid-Liquid Extraction, Gas Chromatographic/ Mass Spectrometric Method ^(a)
40	DDE	Liquid-Liquid Extraction, Gas Chromatographic/ Mass Spectrometric Method ^(a)
41	DDT	Liquid-Liquid Extraction, Gas Chromatographic/ Mass Spectrometric Method ^(a)
42	Dibenz(a,h)anthracene	Liquid-Liquid Extraction, Gas Chromatographic/ Mass Spectrometric Method ^(a)
43	Di-n-Butyl Phthalate	Liquid-Liquid Extraction, Gas Chromatographic/ Mass Spectrometric Method ^(a)
44	1,2-Dichlorobenzene	Purge and Trap, Gas Chromatographic/ Mass Spectrometric Method ^(a)
45	1,3-Dichlorobenzene	Purge and Trap, Gas Chromatographic/ Mass Spectrometric Method ^(a)
46	1,4-Dichlorobenzene	Purge and Trap, Gas Chromatographic/ Mass Spectrometric Method ^(a)
47	3,3-Dichlorobenzidine	Liquid-Liquid Extraction, Gas Chromatographic/ Mass Spectrometric Method ^(a)
48	1,1-Dichloroethane	Purge and Trap, Gas Chromatographic/ Mass Spectrometric Method ^(a)
49	1,2-Dichloroethane	Purge and Trap, Gas Chromatographic/ Mass Spectrometric Method ^(a)
50	1,1-Dichloroethylene	Purge and Trap, Gas Chromatographic/ Mass Spectrometric Method ^(a)

51 cis-1,2-Dichloroethylene...

ผู้อำนวยการกลุ่มมาตรฐานวิธีการวิเคราะห์ทดสอบพืช
และระบบนิเวศน์เกษตร

ลำดับที่	สารเคมี	วิธีวิเคราะห์
68	Fluorene	Liquid-Liquid Extraction, Gas Chromatographic/ Mass Spectrometric Method ^(a)
69	Heptachlor	Liquid-Liquid Extraction, Gas Chromatographic/ Mass Spectrometric Method ^(a)
70	Heptachlor epoxide	Liquid-Liquid Extraction, Gas Chromatographic/ Mass Spectrometric Method ^(a)
71	Hexachlorobenzene	Liquid-Liquid Extraction, Gas Chromatographic/ Mass Spectrometric Method ^(a)
72	Hexachloro-1,3-butadiene	Purge and Trap, Gas Chromatographic/ Mass Spectrometric Method ^(a)
73	n-Hexane	Purge and Trap, Gas Chromatographic/ Mass Spectrometric Method ^(a)
74	α -HCH	Liquid-Liquid Extraction, Gas Chromatographic/ Mass Spectrometric Method ^(a)
75	β -HCH	Liquid-Liquid Extraction, Gas Chromatographic/ Mass Spectrometric Method ^(a)
76	γ -HCH	Liquid-Liquid Extraction, Gas Chromatographic/ Mass Spectrometric Method ^(a)
77	Hexachlorocyclopentadiene	Liquid-Liquid Extraction, Gas Chromatographic/ Mass Spectrometric Method ^(a)
78	Hexachloroethane	Liquid-Liquid Extraction, Gas Chromatographic/ Mass Spectrometric Method ^(a)
79	Indeno(1,2,3-cd)pyrene	Liquid-Liquid Extraction, Gas Chromatographic/ Mass Spectrometric Method ^(a)
80	Isophorone	Liquid-Liquid Extraction, Gas Chromatographic/ Mass Spectrometric Method ^(a)
81	Lead	1) Digestion, Inductively Coupled Plasma Method ^(a) 2) Digestion, Inductively Coupled Plasma/ Mass Spectrometric Method ^(a)
82	Manganese	1) Digestion, Inductively Coupled Plasma Method ^(a) 2) Digestion, Inductively Coupled Plasma/ Mass Spectrometric Method ^(a)
83	Mercury	1) Cold Vapor Atomic Absorption Spectrometric Method ^(a) 2) Digestion, Inductively Coupled Plasma/ Mass Spectrometric Method ^(a)

84. Methanol...

ลำดับที่	สารเคมี	วิธีวิเคราะห์
84	Methanol	1) Purge and Trap, Gas Chromatographic/ Mass Spectrometric Method ^(a) 2) Equilibrium Headspace, Gas Chromatographic/ Mass Spectrometric Method ^(a)
85	Methoxychlor	Liquid-Liquid Extraction, Gas Chromatographic/ Mass Spectrometric Method ^(a)
86	Methyl Bromide	Purge and Trap, Gas Chromatographic/ Mass Spectrometric Method ^(a)
87	Methylene Chloride	Purge and Trap, Gas Chromatographic/ Mass Spectrometric Method ^(a)
88	2-Methylphenol	Liquid-Liquid Extraction, Gas Chromatographic/ Mass Spectrometric Method ^(a)
89	2-Methylnaphthalene	Liquid-Liquid Extraction, Gas Chromatographic/ Mass Spectrometric Method ^(a)
90	Methyl tert-Butyl Ether	Purge and Trap, Gas Chromatographic/ Mass Spectrometric Method ^(a)
91	Naphthalene	Liquid-Liquid Extraction, Gas Chromatographic/ Mass Spectrometric Method ^(a)
92	Nickel	1) Digestion, Inductively Coupled Plasma Method ^(a) 2) Digestion, Inductively Coupled Plasma/ Mass Spectrometric Method ^(a)
93	Nitrobenzene	Liquid-Liquid Extraction, Gas Chromatographic/ Mass Spectrometric Method ^(a)
94	N-Nitrosodiphenylamine	Liquid-Liquid Extraction, Gas Chromatographic/ Mass Spectrometric Method ^(a)
95	N-Nitrosodi-n-Propylamine	Liquid-Liquid Extraction, Gas Chromatographic/ Mass Spectrometric Method ^(a)
96	Polychlorinated Biphenyls - PCB 1016 - PCB 1221 - PCB 1232 - PCB 1242 - PCB 1248 - PCB 1254 - PCB 1260	Liquid-Liquid Extraction, Gas Chromatographic/ Mass Spectrometric Method ^(a)

97. Pentachlorophenol...

ลำดับที่	สารมลพิษ	วิธีวิเคราะห์
114	1,1,2-Trichloroethane	Purge and Trap, Gas Chromatographic/ Mass Spectrometric Method ^(a)
115	Trichloroethylene	Purge and Trap, Gas Chromatographic/ Mass Spectrometric Method ^(a)
116	2,4,5-Trichlorophenol	Liquid-Liquid Extraction, Gas Chromatographic/ Mass Spectrometric Method ^(a)
117	2,4,6-Trichlorophenol	Liquid-Liquid Extraction, Gas Chromatographic/ Mass Spectrometric Method ^(a)
118	1,3,5-Trimethylbenzene	Purge and Trap, Gas Chromatographic/ Mass Spectrometric Method ^(a)
119	Vanadium	1) Digestion, Inductively Coupled Plasma Method ^(a) 2) Digestion, Inductively Coupled Plasma/ Mass Spectrometric Method ^(a)
120	Vinyl Acetate	Purge and Trap, Gas Chromatographic/ Mass Spectrometric Method ^(a)
121	Vinyl Chloride	Purge and Trap, Gas Chromatographic/ Mass Spectrometric Method ^(a)
122	m-Xylene	Purge and Trap, Gas Chromatographic/ Mass Spectrometric Method ^(a)
123	o-Xylene	Purge and Trap, Gas Chromatographic/ Mass Spectrometric Method ^(a)
124	p-Xylene	Purge and Trap, Gas Chromatographic/ Mass Spectrometric Method ^(a)
125	Xylene (Total)	Purge and Trap, Gas Chromatographic/ Mass Spectrometric Method ^(a)
126	Zinc	1) Digestion, Inductively Coupled Plasma Method ^(a) 2) Digestion, Inductively Coupled Plasma/ Mass Spectrometric Method ^(a)

จากเคมี (ส่งมอบ) จำนวน 16 รายการ

ลำดับที่	สารมลพิษ	วิธีวิเคราะห์
1	Antimony	Isokinetic, Digestion, Inductively Coupled Plasma Method ^(b)
2	Arsenic	Isokinetic, Digestion, Inductively Coupled Plasma Method ^(b)

3 Carbon Monoxide...

ลำดับที่	สารมลพิษ	วิธีวิเคราะห์
97	Pentachlorophenol	Liquid-Liquid Extraction, Gas Chromatographic/ Mass Spectrometric Method ^(a)
98	pH	Electrometric Method ^(a)
99	Phenanthrene	Liquid-Liquid Extraction, Gas Chromatographic/ Mass Spectrometric Method ^(a)
100	Phenol	1) Distillation, Direct Photometric Method ^(a) 2) Liquid-Liquid Extraction, Gas Chromatographic/ Mass Spectrometric Method ^(a)
101	Pyrene	Liquid-Liquid Extraction, Gas Chromatographic/ Mass Spectrometric Method ^(a)
102	Selenium	1) Digestion, Inductively Coupled Plasma Method ^(a) 2) Digestion, Inductively Coupled Plasma/ Mass Spectrometric Method ^(a)
103	Silver	1) Digestion, Inductively Coupled Plasma Method ^(a) 2) Digestion, Inductively Coupled Plasma/ Mass Spectrometric Method ^(a)
104	Styrene	Purge and Trap, Gas Chromatographic/ Mass Spectrometric Method ^(a)
105	1,1,2,2-Tetrachloroethane	Purge and Trap, Gas Chromatographic/ Mass Spectrometric Method ^(a)
106	Tetrachloroethylene	Purge and Trap, Gas Chromatographic/ Mass Spectrometric Method ^(a)
107	Toluene	Purge and Trap, Gas Chromatographic/ Mass Spectrometric Method ^(a)
108	Toxaphene	Liquid-Liquid Extraction, Gas Chromatographic/ Mass Spectrometric Method ^(a)
109	TPH (C ₅ -C ₉)	Purge and Trap, Gas Chromatographic/ Mass Spectrometric Method ^(15,20)
110	TPH (C ₁₀ -C ₁₄)	Solvent Extraction, Gas Chromatographic Method ^(19,21)
111	TPH (C ₁₅ -C ₃₅)	Solvent Extraction, Gas Chromatographic Method ^(19,21)
112	1,2,4-Trichlorobenzene	Purge and Trap, Gas Chromatographic/ Mass Spectrometric Method ^(a)
113	1,1,1-Trichloroethane	Purge and Trap, Gas Chromatographic/ Mass Spectrometric Method ^(a)

114 1,1,2-Trichloroethane...

สิ่งปฏิกูลหรือวัสดุที่ไม่ใช้แล้ว จำนวน 35 รายการ

ลำดับที่	สารมลพิษ	วิธีการตรวจ
1	Aldrin	1) Waste Extraction, Separatory Funnel Liquid-Liquid Extraction, Gas Chromatographic/Mass Spectrometric Method ^(1.9.25) 2) Soxhlet Extraction, Gas Chromatographic Method ^(10.22) 3) Automated Soxhlet Extraction, Gas Chromatographic Method ^(22.31)
2	Antimony	1) Waste Extraction, Digestion, Inductively Coupled Plasma Method ^(1.6.15) 2) Waste Extraction, Digestion, Inductively Coupled Plasma/Mass Spectrometric Method ^(1.6.16) 3) Digestion, Inductively Coupled Plasma Method ^(7.15) 4) Digestion, Inductively Coupled Plasma/Mass Spectrometric Method ^(7.16)
3	Arsenic	1) Waste Extraction, Digestion, Inductively Coupled Plasma Method ^(1.6.15) 2) Waste Extraction, Digestion, Inductively Coupled Plasma/Mass Spectrometric Method ^(1.6.16) 3) Digestion, Inductively Coupled Plasma Method ^(7.15) 4) Digestion, Inductively Coupled Plasma/Mass Spectrometric Method ^(7.16)
4	Barium	1) Waste Extraction, Digestion, Inductively Coupled Plasma Method ^(1.6.15) 2) Waste Extraction, Digestion, Inductively Coupled Plasma/Mass Spectrometric Method ^(1.6.16) 3) Digestion, Inductively Coupled Plasma Method ^(7.15) 4) Digestion, Inductively Coupled Plasma/Mass Spectrometric Method ^(7.16)
5	Beryllium	1) Waste Extraction, Digestion, Inductively Coupled Plasma Method ^(1.6.15) 2) Waste Extraction, Digestion, Inductively Coupled Plasma/Mass Spectrometric Method ^(1.6.16) 3) Digestion, Inductively Coupled Plasma Method ^(7.15) 4) Digestion, Inductively Coupled Plasma/Mass Spectrometric Method ^(7.16)

6 Cadmium...

ลำดับที่	สารมลพิษ	วิธีการตรวจ
3	Carbon Monoxide	1) Sampling Bag Non-Dispersive Infrared Method ⁽⁵⁾ 2) Non-Dispersive Infrared Method ⁽⁵⁾ 3) Instrumental Analyzer Method ⁽⁵⁾
4	Chlorine	1) Absorption Sampling, Ion Chromatographic Method ⁽⁵⁾ 2) Isokinetic Sampling, Ion Chromatographic Method ⁽⁵⁾
5	Copper	Isokinetic, Digestion, Inductively Coupled Plasma Method ⁽⁵⁾
6	Dioxins	Isokinetic Sampling, Analysis by ISO/IEC 17025 Accredited Laboratory or Analysis by Department of Industrial Works Registered Laboratory (Dioxins/Furans Analysis Approved) ⁽⁵⁾
7	Hydrogen Chloride	1) Absorption Sampling, Ion Chromatographic Method ⁽⁵⁾ 2) Isokinetic Sampling, Ion Chromatographic Method ⁽⁵⁾
8	Hydrogen Sulfide	Absorption Sampling, Iodometric Method ⁽⁵⁾
9	Lead	Isokinetic, Digestion, Inductively Coupled Plasma Method ⁽⁵⁾
10	Mercury	1) Isokinetic Sampling, Digestion, Cold-Vapor Atomic Absorption Spectrometric Method ⁽⁵⁾ 2) Isokinetic, Digestion, Inductively Coupled Plasma Method ⁽⁵⁾
11	Opacity	Ringelmann's Method ⁽²⁾
12	Oxides of Nitrogen	1) Absorption Sampling, Phenoldisulfonic Acid Method ⁽⁵⁾ 2) Chemiluminescence Method ⁽⁵⁾ 3) Instrumental Analyzer Method ⁽⁵⁾
13	Sulfur Dioxide	1) Absorption Sampling, Barium-Thorin Titrimetric Method ⁽⁵⁾ 2) UV Fluorescence Method ⁽⁵⁾ 3) Instrumental Analyzer Method ⁽⁵⁾
14	Sulfuric Acid	Isokinetic Sampling, Barium-Thorin Titrimetric Method ⁽⁵⁾
15	Total Suspended Particulate	Isokinetic Sampling, Gravimetric Method ⁽⁵⁾
16	Xylene	Adsorption Sampling, Gas Chromatographic Method ⁽⁵⁾

สิ่งปฏิกูล...

ลำดับที่	สารมลพิษ	วิธีวิเคราะห์
11	Cobalt	1) Waste Extraction, Digestion, Inductively Coupled Plasma Method ^(1.6.15) 2) Waste Extraction, Digestion, Inductively Coupled Plasma/Mass Spectrometric Method ^(1.6.16) 3) Digestion, Inductively Coupled Plasma Method ^(7.15) 4) Digestion, Inductively Coupled Plasma/Mass Spectrometric Method ^(7.16) 1) Waste Extraction, Digestion, Inductively Coupled Plasma Method ^(1.6.15) 2) Waste Extraction, Digestion, Inductively Coupled Plasma/Mass Spectrometric Method ^(1.6.16) 3) Digestion, Inductively Coupled Plasma Method ^(7.15) 4) Digestion, Inductively Coupled Plasma/Mass Spectrometric Method ^(7.16)
12	Copper	1) Waste Extraction, Digestion, Inductively Coupled Plasma Method ^(1.6.15) 2) Waste Extraction, Digestion, Inductively Coupled Plasma/Mass Spectrometric Method ^(1.6.16) 3) Digestion, Inductively Coupled Plasma Method ^(7.15) 4) Digestion, Inductively Coupled Plasma/Mass Spectrometric Method ^(7.16)
13	2,4-D	1) Waste Extraction, Separatory Funnel Liquid-Liquid Extraction, Gas Chromatographic/Mass Spectrometric Method ^(1.9.25) 2) Soxhlet Extraction, Gas Chromatographic Method ^(10.21) 3) Automated Soxhlet Extraction, Gas Chromatographic Method ^(22.31) 1) Waste Extraction, Separatory Funnel Liquid-Liquid Extraction, Gas Chromatographic/Mass Spectrometric Method ^(1.9.25) 2) Soxhlet Extraction, Gas Chromatographic Method ^(10.21) 3) Automated Soxhlet Extraction, Gas Chromatographic Method ^(22.31)
14	DDD	1) Waste Extraction, Separatory Funnel Liquid-Liquid Extraction, Gas Chromatographic/Mass Spectrometric Method ^(1.9.25) 2) Soxhlet Extraction, Gas Chromatographic Method ^(10.21) 3) Automated Soxhlet Extraction, Gas Chromatographic Method ^(22.31)
15	DDE	1) Waste Extraction, Separatory Funnel Liquid-Liquid Extraction, Gas Chromatographic/Mass Spectrometric Method ^(1.9.25) 2) Soxhlet Extraction, Gas Chromatographic Method ^(10.21) 3) Automated Soxhlet Extraction, Gas Chromatographic Method ^(22.31)
16	DDT	1) Waste Extraction, Separatory Funnel Liquid-Liquid Extraction, Gas Chromatographic/Mass Spectrometric Method ^(1.9.25)

2) Soxhlet...

ลำดับที่	สารมลพิษ	วิธีวิเคราะห์
6	Cadmium	1) Waste Extraction, Digestion, Inductively Coupled Plasma Method ^(1.6.15) 2) Waste Extraction, Digestion, Inductively Coupled Plasma/Mass Spectrometric Method ^(1.6.16) 3) Digestion, Inductively Coupled Plasma Method ^(7.15) 4) Digestion, Inductively Coupled Plasma/Mass Spectrometric Method ^(7.16)
7	Chlordane	1) Waste Extraction, Separatory Funnel Liquid-Liquid Extraction, Gas Chromatographic/Mass Spectrometric Method ^(1.9.25) 2) Soxhlet Extraction, Gas Chromatographic Method ^(10.21) 3) Automated Soxhlet Extraction, Gas Chromatographic Method ^(22.31)
8	Chromium	1) Waste Extraction, Digestion, Inductively Coupled Plasma Method ^(1.6.15) 2) Waste Extraction, Digestion, Inductively Coupled Plasma/Mass Spectrometric Method ^(1.6.16) 3) Digestion, Inductively Coupled Plasma Method ^(7.15) 4) Digestion, Inductively Coupled Plasma/Mass Spectrometric Method ^(7.16)
9	Chromium (III)	1) Waste Extraction, Digestion, Inductively Coupled Plasma Method; Waste Extraction, Colorimetric Method; Calculation Method ^(1.6.15,17) 2) Waste Extraction, Digestion, Inductively Coupled Plasma/Mass Spectrometric Method; Waste Extraction, Colorimetric Method; Calculation Method ^(1.6.16,17) 3) Digestion, Inductively Coupled Plasma Method; Alkaline Digestion, Colorimetric Method; Calculation Method ^(7.8,15,17) 4) Digestion, Inductively Coupled Plasma/Mass Spectrometric Method; Alkaline Digestion, Colorimetric Method; Calculation Method ^(7.8, 16,17)
10	Chromium (VI)	1) Waste Extraction, Colorimetric Method ^(1.6.17) 2) Alkaline Digestion, Colorimetric Method ^(18.17)

11 Cobalt...

ลำดับที่	สารเคมี	วิธีวิเคราะห์
23	Methoxychlor	2) Waste Extraction, Thermal Decomposition Amalgamation and Atomic Absorption Spectrometric Method ^(1,6,19) 3) Waste Extraction, Digestion, Cold-Vapor Atomic Fluorescence Spectrometric Method ^(1,6,20) 4) Digestion, Cold-Vapor Atomic Absorption Spectrometric Method ⁽¹⁸⁾ 5) Thermal Decomposition Amalgamation and Atomic Absorption Spectrometric Method ⁽¹⁹⁾ 6) Digestion, Cold-Vapor Atomic Fluorescence Spectrometric Method ⁽²⁰⁾ 1) Waste Extraction, Separatory Funnel Liquid-Liquid Extraction, Gas Chromatographic/Mass Spectrometric Method ^(1,9,25) 2) Soxhlet Extraction, Gas Chromatographic Method ^(10,22) 3) Automated Soxhlet Extraction, Gas Chromatographic Method ^(23,31)
		1) Waste Extraction, Separatory Funnel Liquid-Liquid Extraction, Gas Chromatographic/Mass Spectrometric Method ^(1,9,25) 2) Soxhlet Extraction, Gas Chromatographic Method ^(10,22) 3) Automated Soxhlet Extraction, Gas Chromatographic Method ^(23,31)
24	Mirex	1) Waste Extraction, Separatory Funnel Liquid-Liquid Extraction, Gas Chromatographic/Mass Spectrometric Method ^(1,9,25) 2) Soxhlet Extraction, Gas Chromatographic Method ^(10,22) 3) Automated Soxhlet Extraction, Gas Chromatographic Method ^(23,31)
25	Molybdenum	1) Waste Extraction, Digestion, Inductively Coupled Plasma Method ^(1,6,15) 2) Waste Extraction, Digestion, Inductively Coupled Plasma/Mass Spectrometric Method ^(1,6,16) 3) Digestion, Inductively Coupled Plasma Method ^(7,15) 4) Digestion, Inductively Coupled Plasma/Mass Spectrometric Method ^(7,16) 1) Waste Extraction, Digestion, Inductively Coupled Plasma Method ^(1,6,15) 2) Waste Extraction, Digestion, Inductively Coupled Plasma/Mass Spectrometric Method ^(1,6,16) 3) Digestion, Inductively Coupled Plasma Method ^(7,15) 4) Digestion, Inductively Coupled Plasma/Mass Spectrometric Method ^(7,16)
26	Nickel	1) Waste Extraction, Digestion, Inductively Coupled Plasma Method ^(1,6,15) 2) Waste Extraction, Digestion, Inductively Coupled Plasma/Mass Spectrometric Method ^(1,6,16) 3) Digestion, Inductively Coupled Plasma Method ^(7,15) 4) Digestion, Inductively Coupled Plasma/Mass Spectrometric Method ^(7,16)

27 Polychlorinated...

ลำดับที่	สารเคมี	วิธีวิเคราะห์
17	Dieldrin	2) Soxhlet Extraction, Gas Chromatographic Method ^(10,22) 3) Automated Soxhlet Extraction, Gas Chromatographic Method ^(23,31) 1) Waste Extraction, Separatory Funnel Liquid-Liquid Extraction, Gas Chromatographic/Mass Spectrometric Method ^(1,9,25) 2) Soxhlet Extraction, Gas Chromatographic Method ^(10,22) 3) Automated Soxhlet Extraction, Gas Chromatographic Method ^(23,31)
18	Endrin	1) Waste Extraction, Separatory Funnel Liquid-Liquid Extraction, Gas Chromatographic/Mass Spectrometric Method ^(1,9,25) 2) Soxhlet Extraction, Gas Chromatographic Method ^(10,22) 3) Automated Soxhlet Extraction, Gas Chromatographic Method ^(23,31)
19	Heptachlor	1) Waste Extraction, Separatory Funnel Liquid-Liquid Extraction, Gas Chromatographic/Mass Spectrometric Method ^(1,9,25) 2) Soxhlet Extraction, Gas Chromatographic Method ^(10,22) 3) Automated Soxhlet Extraction, Gas Chromatographic Method ^(23,31)
20	Lead	1) Waste Extraction, Digestion, Inductively Coupled Plasma Method ^(1,6,15) 2) Waste Extraction, Digestion, Inductively Coupled Plasma/Mass Spectrometric Method ^(1,6,16) 3) Digestion, Inductively Coupled Plasma Method ^(7,15) 4) Digestion, Inductively Coupled Plasma/Mass Spectrometric Method ^(7,16)
21	Lindane	1) Waste Extraction, Separatory Funnel Liquid-Liquid Extraction, Gas Chromatographic/Mass Spectrometric Method ^(1,9,25) 2) Soxhlet Extraction, Gas Chromatographic Method ^(10,22) 3) Automated Soxhlet Extraction, Gas Chromatographic Method ^(23,31)
22	Mercury	1) Waste Extraction, Digestion, Cold-Vapor Atomic Absorption Spectrometric Method ^(1,6,18)

2) Waste Extraction...

ลำดับที่	สารมลพิษ	วิธีวิเคราะห์
28	Pentachlorophenol	1) Waste Extraction, Separatory Funnel Liquid-Liquid Extraction, Gas Chromatographic/Mass Spectrometric Method ^(1,9,23) 2) Soxhlet Extraction, Gas Chromatographic Method ^(10,23) 3) Automated Soxhlet Extraction, Gas Chromatographic Method ^(22,31) Electrometric Method ^(29,30) 1) Waste Extraction, Digestion, Inductively Coupled Plasma Method ^(1,6,15) 2) Waste Extraction, Digestion, Inductively Coupled Plasma/Mass Spectrometric Method ^(1,6,16) 3) Digestion, Inductively Coupled Plasma Method ^(7,15) 4) Digestion, Inductively Coupled Plasma/Mass Spectrometric Method ^(7,16)
29	pH	
30	Selenium	1) Waste Extraction, Digestion, Inductively Coupled Plasma Method ^(1,6,15) 2) Waste Extraction, Digestion, Inductively Coupled Plasma/Mass Spectrometric Method ^(1,6,16) 3) Digestion, Inductively Coupled Plasma Method ^(7,15) 4) Digestion, Inductively Coupled Plasma/Mass Spectrometric Method ^(7,16)
31	Silver	1) Waste Extraction, Digestion, Inductively Coupled Plasma Method ^(1,6,15) 2) Waste Extraction, Digestion, Inductively Coupled Plasma/Mass Spectrometric Method ^(1,6,16) 1) Waste Extraction, Digestion, Inductively Coupled Plasma Method ^(1,6,15) 2) Waste Extraction, Digestion, Inductively Coupled Plasma/Mass Spectrometric Method ^(1,6,16) 3) Digestion, Inductively Coupled Plasma Method ^(7,15) 4) Digestion, Inductively Coupled Plasma/Mass Spectrometric Method ^(7,16)
32	Thallium	1) Waste Extraction, Digestion, Inductively Coupled Plasma Method ^(1,6,15) 2) Waste Extraction, Digestion, Inductively Coupled Plasma/Mass Spectrometric Method ^(1,6,16) 3) Digestion, Inductively Coupled Plasma Method ^(7,15) 4) Digestion, Inductively Coupled Plasma/Mass Spectrometric Method ^(7,16)
33	Toxaphene	1) Waste Extraction, Separatory Funnel Liquid-Liquid Extraction, Gas Chromatographic/Mass Spectrometric Method ^(1,9,23) 2) Soxhlet Extraction, Gas Chromatographic Method ^(10,22) 3) Automated Soxhlet Extraction, Gas Chromatographic Method ^(22,31) 1) Waste Extraction, Digestion, Inductively Coupled Plasma Method ^(1,6,15) 2) Waste Extraction, Digestion, Inductively Coupled Plasma/Mass Spectrometric Method ^(1,6,16) 3) Digestion, Inductively Coupled Plasma Method ^(7,15)
34	Vanadium	1) Waste Extraction, Digestion, Inductively Coupled Plasma Method ^(1,6,15) 2) Waste Extraction, Digestion, Inductively Coupled Plasma/Mass Spectrometric Method ^(1,6,16) 3) Digestion, Inductively Coupled Plasma Method ^(7,15)

4) Digestion...

ลำดับที่	สารมลพิษ	วิธีวิเคราะห์
27	Polychlorinated biphenyls (PCBs) - Aroclor 1016 - Aroclor 1221 - Aroclor 1232 - Aroclor 1242 - Aroclor 1248 - Aroclor 1254 - Aroclor 1260 - 2-Chlorobiphenyl - 2,3-Dichlorobiphenyl - 2,2',5-Trichlorobiphenyl - 2,4',5-Trichlorobiphenyl - 2,2',3,5'-Tetrachlorobiphenyl - 2,2',5,5'-Tetrachlorobiphenyl - 2,3',4,4'-Tetrachlorobiphenyl - 2,2',3,4,5'-Pentachlorobiphenyl - 2,2',4,5,5'-Pentachlorobiphenyl - 2,3',4',6-Pentachlorobiphenyl - 2,2',3,4,4',5'-Hexachlorobiphenyl - 2,2',3,4,5,5'-Hexachlorobiphenyl - 2,2',3,5,5',6-Hexachlorobiphenyl Hexachlorobiphenyl - 2,2',4,4',5,5'-Hexachlorobiphenyl - 2,2',3,3',4,4',5'-Heptachlorobiphenyl - 2,2',3,4,4',5,5'-Heptachlorobiphenyl - 2,2',3,4,4',5',6-Heptachlorobiphenyl - 2,2',3,4',5,5',6-Heptachlorobiphenyl - 2,2',3,3',4,4',5,5',6-Nonachlorobiphenyl	1) Waste Extraction, Separatory Funnel Liquid-Liquid Extraction, Gas Chromatographic Method ^(1,9,23) 2) Soxhlet Extraction, Gas Chromatographic Method ^(10,23) 3) Automated Soxhlet Extraction, Gas Chromatographic Method ^(22,31)

28 Pentachlorophenol...

ลำดับที่	สารเคมี	วิธีวิเคราะห์
35	Zinc	4) Digestion, Inductively Coupled Plasma/ Mass Spectrometric Method ^[7.16] 1) Waste Extraction, Digestion, Inductively Coupled Plasma Method ^[1.6.15] 2) Waste Extraction, Digestion, Inductively Coupled Plasma/Mass Spectrometric Method ^[1.6.16] 3) Digestion, Inductively Coupled Plasma Method ^[7.15] 4) Digestion, Inductively Coupled Plasma/ Mass Spectrometric Method ^[7.16]

ดิน จำนวน 125 รายการ

ลำดับที่	สารเคมี	วิธีวิเคราะห์
1	Acenaphthene	Automated Soxhlet Extraction, Gas Chromatographic/ Mass Spectrometric Method ^[25.31]
2	Acetone	Purge and Trap, Gas Chromatographic/ Mass Spectrometric Method ^[14.28]
3	Aldrin	1) Soxhlet Extraction, Gas Chromatographic Method ^[10.22] 2) Automated Soxhlet Extraction, Gas Chromatographic/ Mass Spectrometric Method ^[25.31]
4	Anthracene	Automated Soxhlet Extraction, Gas Chromatographic/ Mass Spectrometric Method ^[25.31]
5	Antimony	1) Digestion, Inductively Coupled Plasma Method ^[7.15] 2) Digestion, Inductively Coupled Plasma/ Mass Spectrometric Method ^[7.16]
6	Arsenic	1) Digestion, Inductively Coupled Plasma Method ^[7.15] 2) Digestion, Inductively Coupled Plasma/ Mass Spectrometric Method ^[7.16]
7	Atrazine	1) Soxhlet Extraction, Gas Chromatographic Method ^[10.22] 2) Automated Soxhlet Extraction, Gas Chromatographic/ Mass Spectrometric Method ^[25.31]
8	Barium	1) Digestion, Inductively Coupled Plasma Method ^[7.15] 2) Digestion, Inductively Coupled Plasma/ Mass Spectrometric Method ^[7.16]

9 Benz(a)anthracene...

ลำดับที่	สารเคมี	วิธีวิเคราะห์
9	Benz(a)anthracene	Automated Soxhlet Extraction, Gas Chromatographic/ Mass Spectrometric Method ^[25.31]
10	Benzene	Purge and Trap, Gas Chromatographic/ Mass Spectrometric Method ^[14.29]
11	Benzo(b)fluoranthene	Automated Soxhlet Extraction, Gas Chromatographic/ Mass Spectrometric Method ^[25.31]
12	Benzo(k)fluoranthene	Automated Soxhlet Extraction, Gas Chromatographic/ Mass Spectrometric Method ^[25.31]
13	Benzoic acid	Automated Soxhlet Extraction, Gas Chromatographic/ Mass Spectrometric Method ^[25.31]
14	Benzo(a)pyrene	Automated Soxhlet Extraction, Gas Chromatographic/ Mass Spectrometric Method ^[25.31]
15	Benzo(g,h,i)perylene	Automated Soxhlet Extraction, Gas Chromatographic/ Mass Spectrometric Method ^[25.31]
16	Beryllium	1) Digestion, Inductively Coupled Plasma Method ^[7.15] 2) Digestion, Inductively Coupled Plasma/ Mass Spectrometric Method ^[7.16]
17	Bis(2-chloroethyl)ether	Automated Soxhlet Extraction, Gas Chromatographic/ Mass Spectrometric Method ^[25.31]
18	Bis(2-ethylhexyl)phthalate	Automated Soxhlet Extraction, Gas Chromatographic/ Mass Spectrometric Method ^[25.31]
19	Bromodichloromethane	Purge and Trap, Gas Chromatographic/ Mass Spectrometric Method ^[14.29]
20	Bromoform	Purge and Trap, Gas Chromatographic/ Mass Spectrometric Method ^[14.29]
21	Butanol	Equilibrium Headspace, Gas Chromatographic/ Mass Spectrometric Method ^[12.29]
22	Butyl Benzyl Phthalate	Automated Soxhlet Extraction, Gas Chromatographic/ Mass Spectrometric Method ^[25.31]
23	Cadmium	1) Digestion, Inductively Coupled Plasma Method ^[7.15] 2) Digestion, Inductively Coupled Plasma/ Mass Spectrometric Method ^[7.16]
24	Carbazole	Automated Soxhlet Extraction, Gas Chromatographic/ Mass Spectrometric Method ^[25.31]
25	Carbon Disulfide	Purge and Trap, Gas Chromatographic/ Mass Spectrometric Method ^[14.29]

26 Carbon tetrachloride...

ลำดับที่	สารเคมี	วิธีวิเคราะห์
26	Carbon tetrachloride	Purge and Trap, Gas Chromatographic/ Mass Spectrometric Method ^[14,24]
27	Chlordane	1) Soxhlet Extraction, Gas Chromatographic Method ^[10,22] 2) Automated Soxhlet Extraction, Gas Chromatographic/ Mass Spectrometric Method ^[25,31]
28	p-Chloroaniline	Automated Soxhlet Extraction, Gas Chromatographic/ Mass Spectrometric Method ^[25,31]
29	Chlorobenzene	Purge and Trap, Gas Chromatographic/ Mass Spectrometric Method ^[14,24]
30	Chlorodibromomethane	Purge and Trap, Gas Chromatographic/ Mass Spectrometric Method ^[14,24]
31	Chloroform	Purge and Trap, Gas Chromatographic/ Mass Spectrometric Method ^[14,24]
32	2-Chlorophenol	Automated Soxhlet Extraction, Gas Chromatographic/ Mass Spectrometric Method ^[25,31]
33	Chromium	1) Digestion, Inductively Coupled Plasma Method ^[7,15] 2) Digestion, Inductively Coupled Plasma/ Mass Spectrometric Method ^[7,16]
34	Chromium (III)	1) Digestion, Inductively Coupled Plasma Method; Alkaline Digestion, Colorimetric Method; Calculation Method ^[7,8,15,17] 2) Digestion, Inductively Coupled Plasma/ Mass Spectrometric Method; Alkaline Digestion, Colorimetric Method; Calculation Method ^[7,8,16,17]
35	Chromium (VI)	Alkaline Digestion, Colorimetric Method ^[8,17]
36	Chrysene	Automated Soxhlet Extraction, Gas Chromatographic/ Mass Spectrometric Method ^[25,31]
37	Cyanide	Extraction, Distillation, Colorimetric Method ^[26,27,28]
38	2,4-D	1) Soxhlet Extraction, Gas Chromatographic Method ^[10,22] 2) Automated Soxhlet Extraction, Gas Chromatographic/ Mass Spectrometric Method ^[25,31]
39	DDD	1) Soxhlet Extraction, Gas Chromatographic Method ^[10,22] 2) Automated Soxhlet Extraction, Gas Chromatographic/ Mass Spectrometric Method ^[25,31]

40 DDE...

ลำดับที่	สารเคมี	วิธีวิเคราะห์
40	DDE	1) Soxhlet Extraction, Gas Chromatographic Method ^[10,22] 2) Automated Soxhlet Extraction, Gas Chromatographic/ Mass Spectrometric Method ^[25,31]
41	DDT	1) Soxhlet Extraction, Gas Chromatographic Method ^[10,22] 2) Automated Soxhlet Extraction, Gas Chromatographic/ Mass Spectrometric Method ^[25,31]
42	Dibenz(a,h)anthracene	Automated Soxhlet Extraction, Gas Chromatographic/ Mass Spectrometric Method ^[25,31]
43	Di-n-Butyl Phthalate	Automated Soxhlet Extraction, Gas Chromatographic/ Mass Spectrometric Method ^[25,31]
44	1,2-Dichlorobenzene	Purge and Trap, Gas Chromatographic/ Mass Spectrometric Method ^[14,24]
45	1,3-Dichlorobenzene	Purge and Trap, Gas Chromatographic/ Mass Spectrometric Method ^[14,24]
46	1,4-Dichlorobenzene	Purge and Trap, Gas Chromatographic/ Mass Spectrometric Method ^[14,24]
47	3,3-Dichlorobenzidine	Automated Soxhlet Extraction, Gas Chromatographic/ Mass Spectrometric Method ^[25,31]
48	1,1-Dichloroethane	Purge and Trap, Gas Chromatographic/ Mass Spectrometric Method ^[14,24]
49	1,2-Dichloroethane	Purge and Trap, Gas Chromatographic/ Mass Spectrometric Method ^[14,24]
50	1,1-Dichloroethylene	Purge and Trap, Gas Chromatographic/ Mass Spectrometric Method ^[14,24]
51	cis-1,2-Dichloroethylene	Purge and Trap, Gas Chromatographic/ Mass Spectrometric Method ^[14,24]
52	trans-1,2-Dichloroethylene	Purge and Trap, Gas Chromatographic/ Mass Spectrometric Method ^[14,24]
53	2,4-Dichlorophenol	Automated Soxhlet Extraction, Gas Chromatographic/ Mass Spectrometric Method ^[25,31]
54	1,2-Dichloropropane	Purge and Trap, Gas Chromatographic/ Mass Spectrometric Method ^[14,24]
55	1,3-Dichloropropane	Purge and Trap, Gas Chromatographic/ Mass Spectrometric Method ^[14,24]
56	1,3-Dichloropropene	Purge and Trap, Gas Chromatographic/ Mass Spectrometric Method ^[14,24]

57 Dieldrin...

ลำดับที่	สารเคมี	วิธีวิเคราะห์
71	Hexachlorobenzene	1) Soxhlet Extraction, Gas Chromatographic Method ^(10,22) 2) Automated Soxhlet Extraction, Gas Chromatographic/ Mass Spectrometric Method ^(25,31)
72	Hexachloro-1,3-butadiene	Purge and Trap, Gas Chromatographic/ Mass Spectrometric Method ^(14,24)
73	n-Hexane	Purge and Trap, Gas Chromatographic/ Mass Spectrometric Method ^(14,24)
74	α -HCH	1) Soxhlet Extraction, Gas Chromatographic Method ^(10,22)
75	β -HCH	2) Automated Soxhlet Extraction, Gas Chromatographic/ Mass Spectrometric Method ^(25,31)
76	γ -HCH	1) Soxhlet Extraction, Gas Chromatographic Method ^(10,22)
77	Hexachlorocyclopentadiene	2) Automated Soxhlet Extraction, Gas Chromatographic/ Mass Spectrometric Method ^(25,31)
78	Hexachloroethane	Automated Soxhlet Extraction, Gas Chromatographic/ Mass Spectrometric Method ^(25,31)
79	Indeno(1,2,3-cd)pyrene	Automated Soxhlet Extraction, Gas Chromatographic/ Mass Spectrometric Method ^(25,31)
80	Isophorone	Automated Soxhlet Extraction, Gas Chromatographic/ Mass Spectrometric Method ^(25,31)
81	Lead	1) Digestion, Inductively Coupled Plasma Method ^(7,15) 2) Digestion, Inductively Coupled Plasma/ Mass Spectrometric Method ^(7,16)
82	Manganese	1) Digestion, Inductively Coupled Plasma Method ^(7,15) 2) Digestion, Inductively Coupled Plasma/ Mass Spectrometric Method ^(7,16)
83	Mercury	1) Digestion, Cold-Vapor Atomic Absorption Spectrometric Method ⁽¹⁸⁾

2) Thermal...

ลำดับที่	สารเคมี	วิธีวิเคราะห์
57	Dieldrin	1) Soxhlet Extraction, Gas Chromatographic Method ^(10,22) 2) Automated Soxhlet Extraction, Gas Chromatographic/ Mass Spectrometric Method ^(25,31)
58	Diethyl Phthalate	Automated Soxhlet Extraction, Gas Chromatographic/ Mass Spectrometric Method ^(25,31)
59	2,4-Dimethylphenol	Automated Soxhlet Extraction, Gas Chromatographic/ Mass Spectrometric Method ^(25,31)
60	2,4-Dinitrophenol	Automated Soxhlet Extraction, Gas Chromatographic/ Mass Spectrometric Method ^(25,31)
61	2,4-Dinitrotoluene	Automated Soxhlet Extraction, Gas Chromatographic/ Mass Spectrometric Method ^(25,31)
62	2,6-Dinitrotoluene	Automated Soxhlet Extraction, Gas Chromatographic/ Mass Spectrometric Method ^(25,31)
63	Di-n-Octyl Phthalate	Automated Soxhlet Extraction, Gas Chromatographic/ Mass Spectrometric Method ^(25,31)
64	Endosulfan	1) Soxhlet Extraction, Gas Chromatographic Method ^(10,22)
65	Endrin	2) Automated Soxhlet Extraction, Gas Chromatographic/ Mass Spectrometric Method ^(25,31) 1) Soxhlet Extraction, Gas Chromatographic Method ^(10,22)
66	Ethylbenzene	2) Automated Soxhlet Extraction, Gas Chromatographic/ Mass Spectrometric Method ^(25,31) Purge and Trap, Gas Chromatographic/ Mass Spectrometric Method ^(14,24)
67	Fluoranthene	Automated Soxhlet Extraction, Gas Chromatographic/ Mass Spectrometric Method ^(25,31)
68	Fluorene	Automated Soxhlet Extraction, Gas Chromatographic/ Mass Spectrometric Method ^(25,31)
69	Heptachlor	1) Soxhlet Extraction, Gas Chromatographic Method ^(10,22) 2) Automated Soxhlet Extraction, Gas Chromatographic/ Mass Spectrometric Method ^(25,31)
70	Heptachlor Epoxide	1) Soxhlet Extraction, Gas Chromatographic Method ^(10,22) 2) Automated Soxhlet Extraction, Gas Chromatographic/ Mass Spectrometric Method ^(25,31)

71 Hexachlorobenzene...

ลำดับที่	สารเคมี	วิธีวิเคราะห์
116	2,4,6-Trichlorophenol	Automated Soxhlet Extraction, Gas Chromatographic/ Mass Spectrometric Method ^(25,31)
117	1,3,5-Trimethylbenzene	Purge and Trap, Gas Chromatographic/ Mass Spectrometric Method ^(14,24)
118	Vanadium	1) Digestion, Inductively Coupled Plasma Method ^(7,15) 2) Digestion, Inductively Coupled Plasma/ Mass Spectrometric Method ^(7,16)
119	Vinyl Acetate	Purge and Trap, Gas Chromatographic/ Mass Spectrometric Method ^(14,24)
120	Vinyl Chloride	Purge and Trap, Gas Chromatographic/ Mass Spectrometric Method ^(14,24)
121	m-Xylene	Purge and Trap, Gas Chromatographic/ Mass Spectrometric Method ^(14,24)
122	o-Xylene	Purge and Trap, Gas Chromatographic/ Mass Spectrometric Method ^(14,24)
123	p-Xylene	Purge and Trap, Gas Chromatographic/ Mass Spectrometric Method ^(14,24)
124	Xylene (Total)	Purge and Trap, Gas Chromatographic/ Mass Spectrometric Method ^(14,24)
125	Zinc	1) Digestion, Inductively Coupled Plasma Method ^(7,15) 2) Digestion, Inductively Coupled Plasma/ Mass Spectrometric Method ^(7,16)

เอกสารอ้างอิง

- กระทรวงอุตสาหกรรม. ประกาศกระทรวงอุตสาหกรรม, พ.ศ. 2548. เรื่อง การกำจัดสิ่งปฏิกูลหรือวัสดุที่ไม่ใช้แล้ว.ราชกิจจานุเบกษา. 25 มกราคม 2549. เล่มที่ 123 ตอนพิเศษ 114.
- กระทรวงอุตสาหกรรม. ประกาศกระทรวงอุตสาหกรรม, พ.ศ. 2549. เรื่อง กำหนดค่าปริมาณเคมีภัณฑ์ที่เจือปนในอากาศที่ระบายออกจากรถยนต์ของรถยนต์นั่งส่วนบุคคลที่ใช้แก๊สเป็นเชื้อเพลิง.ราชกิจจานุเบกษา. 4 ธันวาคม 2549. เล่มที่ 123 ตอนพิเศษ 125.
- สมาคมวิศวกรสิ่งแวดล้อมแห่งประเทศไทย. คู่มือวิเคราะห์น้ำเสีย. พิมพ์ครั้งที่ 4. กรุงเทพฯ: เรือนแก้วการพิมพ์, 2547.
- APHA, AWWA, WEF. Standard Methods for the Examination of Water and Wastewater. 23rd ed. Washington, DC: APHA, 2017.
- United States Environmental Protection Agency. Standards of Performance for New Stationary Sources. 40 CFR 60. Appendix A, 2019.
- United States Environmental Protection Agency. Test Methods for Evaluation Solid Waste Physical/Chemical Methods. SW-846, 1997.

7. United States...

ลำดับที่	สารเคมี	วิธีวิเคราะห์
101	Selenium	1) Digestion, Inductively Coupled Plasma Method ^(7,15) 2) Digestion, Inductively Coupled Plasma/ Mass Spectrometric Method ^(7,16)
102	Silver	1) Digestion, Inductively Coupled Plasma Method ^(7,15) 2) Digestion, Inductively Coupled Plasma/ Mass Spectrometric Method ^(7,16)
103	Styrene	Purge and Trap, Gas Chromatographic/ Mass Spectrometric Method ^(14,24)
104	1,1,2,2-Tetrachloroethane	Purge and Trap, Gas Chromatographic/ Mass Spectrometric Method ^(14,24)
105	Tetrachloroethylene	Purge and Trap, Gas Chromatographic/ Mass Spectrometric Method ^(14,24)
106	Toluene	Purge and Trap, Gas Chromatographic/ Mass Spectrometric Method ^(14,24)
107	Toxaphene	1) Soxhlet Extraction, Gas Chromatographic Method ^(10,22) 2) Automated Soxhlet Extraction, Gas Chromatographic/ Mass Spectrometric Method ^(25,31)
108	TPH (C ₅ -C ₆)	Purge and Trap, Gas Chromatographic/ Mass Spectrometric Method ^(14,24)
109	TPH (C ₈ -C ₁₀)	1) Solvent Extraction, Gas Chromatographic Method ^(11,21) 2) Automated Soxhlet Extraction, Gas Chromatographic Method ^(21,31)
110	TPH (C ₁₆ - C ₃₅)	1) Solvent Extraction, Gas Chromatographic Method ^(11,21) 2) Automated Soxhlet Extraction, Gas Chromatographic Method ^(21,31)
111	1,2,4-Trichlorobenzene	Purge and Trap, Gas Chromatographic/ Mass Spectrometric Method ^(14,24)
112	1,1,1-Trichloroethane	Purge and Trap, Gas Chromatographic/ Mass Spectrometric Method ^(14,24)
113	1,1,2-Trichloroethane	Purge and Trap, Gas Chromatographic/ Mass Spectrometric Method ^(14,24)
114	Trichloroethylene	Purge and Trap, Gas Chromatographic/ Mass Spectrometric Method ^(14,24)
115	2,4,5-Trichlorophenol	Automated Soxhlet Extraction, Gas Chromatographic/ Mass Spectrometric Method ^(25,31)

116 2,4,6-Trichlorophenol...

- ๓๑ -

20. United States Environmental Protection Agency. Test Methods for Evaluation Solid Waste Physical/Chemical Methods. Mercury in Sediment and Tissue Sample by Atomic Fluorescence Spectrometry. SW-846 Method 7474, 2007.
21. United States Environmental Protection Agency. Test Methods for Evaluation Solid Waste Physical/Chemical Methods. Nonhalogenated Organics Using GC/FID. SW-846 Method 8015B, 1996.
22. United States Environmental Protection Agency. Test Methods for Evaluation Solid Waste Physical/Chemical Methods. Organochlorine Pesticides by Gas Chromatography. SW-846 Method 8081B, 2007.
23. United States Environmental Protection Agency. Test Methods for Evaluation Solid Waste Physical/Chemical Methods. Polychlorinated Biphenyls (PCBs) by Gas Chromatography. SW-846 Method 8082, 1996.
24. United States Environmental Protection Agency. Test Methods for Evaluation Solid Waste Physical/Chemical Methods. Volatile Organic Compounds by Gas Chromatography/Mass Spectrometry (GC/MS). SW-846 Method 8260D, 2018.
25. United States Environmental Protection Agency. Test Methods for Evaluation Solid Waste Physical/Chemical Methods. Semivolatile Organic Compounds by Gas Chromatography/Mass Spectrometry (GC/MS). SW-846 Method 8270E, 2018.
26. United States Environmental Protection Agency. Test Methods for Evaluation Solid Waste Physical/Chemical Methods. Total and Amenable Cyanide: Distillation. SW-846 Method 9010B, 1996.
27. United States Environmental Protection Agency. Test Methods for Evaluation Solid Waste Physical/Chemical Methods. Cyanide Extraction Procedure for Solids and Oil. SW-846 Method 9013A, 1996.
28. United States Environmental Protection Agency. Test Methods for Evaluation Solid Waste Physical/Chemical Methods. Cyanide in Waters and Extracts Using Titrimetric and Manual Spectrophotometric Procedures. SW-846 Method 9014, 2014.
29. United States Environmental Protection Agency. Test Methods for Evaluation Solid Waste Physical/Chemical Methods. pH Electrometric Measurement. SW-846 Method 9040C, 2004.
30. United States Environmental Protection Agency. Test Methods for Evaluation Solid Waste Physical/Chemical Methods. Soil and Waste pH. SW-846 Method 9045D, 2004.
31. United States Environmental Protection Agency. Test Methods for Evaluation Solid Waste Physical/Chemical Methods. Automated Soxhlet Extraction. SW-846 Method 3541, 1994.

ผู้ดำเนินการกลุ่มภาคฐานวิธีการวิเคราะห์ทดสอบและเก็บตัวอย่าง
และประเมินความเสี่ยง

กลุ่มภาคฐานวิธีการวิเคราะห์ทดสอบและเก็บตัวอย่างเพื่อปฏิบัติการ กองวิจัยและพัฒนาสิ่งแวดล้อมเชิงโรงงาน กรมโรงงานอุตสาหกรรม โทร. ๐ ๒๖๐๖ ๔๐๐๖, ๔๐๔๖

- ๓๐ -

7. United States Environmental Protection Agency. Test Methods for Evaluation Solid Waste Physical/Chemical Methods. Acid Digestion of Sludges and Sediments and Soils. SW-846 Method 3050B, 1996.
8. United States Environmental Protection Agency. Test Methods for Evaluation Solid Waste Physical/Chemical Methods. Alkaline Digestion for Hexavalent Chromium. SW-846 Method 3060A, 1996.
9. United States Environmental Protection Agency. Test Methods for Evaluation Solid Waste Physical/Chemical Methods. Separatory Funnel Liquid-Liquid Extraction. SW-846 Method 3510C, 1996.
10. United States Environmental Protection Agency. Test Methods for Evaluation Solid Waste Physical/Chemical Methods. Soxhlet Extraction. SW-846 Method 3540C, 1996.
11. United States Environmental Protection Agency. Test Methods for Evaluation Solid Waste Physical/Chemical Methods. Microscale Solvent Extraction (MSE). SW-846 Method 3570, 2002.
12. United States Environmental Protection Agency. Test Methods for Evaluation Solid Waste Physical/Chemical Methods. Volatile Organic Compounds (VOCs) in Various Sample Matrices Using Equilibrium Headspace Analysis. SW-846 Method 5021A, 2014.
13. United States Environmental Protection Agency. Test Methods for Evaluation Solid Waste Physical/Chemical Methods. Purge-and-Trap for Aqueous Samples. SW-846 Method 5030B, 1996.
14. United States Environmental Protection Agency. Test Methods for Evaluation Solid Waste Physical/Chemical Methods. Closed-System Purge-and-Trap and Extraction for Volatile Organics in Soil and Waste Samples. SW-846 Method 5035, 1996.
15. United States Environmental Protection Agency. Test Methods for Evaluation Solid Waste Physical/Chemical Methods. Inductively Coupled Plasma- Atomic Emission Spectrometry. SW-846 Method 6010B, 1996.
16. United States Environmental Protection Agency. Test Methods for Evaluation Solid Waste Physical/Chemical Methods. Inductively Coupled Plasma-Mass Spectrometry. SW-846 Method 6020A, 2007.
17. United States Environmental Protection Agency. Test Methods for Evaluation Solid Waste Physical/Chemical Methods. Chromium, Hexavalent (Colorimetric). SW-846 Method 7196A, 1992.
18. United States Environmental Protection Agency. Test Methods for Evaluation Solid Waste Physical/Chemical Methods. Mercury in Solid or Semisolid Waste (Manual Cold-Vapor Technique). SW-846 Method 7471B, 2007.
19. United States Environmental Protection Agency. Test Methods for Evaluation Solid Waste Physical/Chemical Methods. Mercury in Solids and Solutions by Thermal Decomposition, Amalgamation, and Atomic Absorption Spectrophotometry. SW-846 Method 7473, 2007
20. United States...

ผู้ดำเนินการกลุ่มภาคฐานวิธีการวิเคราะห์ทดสอบและเก็บตัวอย่าง
และประเมินความเสี่ยง

CERTIFICATE OF CALIBRATION

Page 1 of 2 Pages

MEASUREMENT ITEM
MANUFACTURER
MODEL/TYPE
SERIAL NUMBER
ID NUMBER
CONDITION AS-RECEIVED
CUSTOMER

Calibration procedure:
The cup anemometer was calibrated against Standard air velocity transducer model: 8555-12 and pitot tube with precision differential pressure meter model: DPM2500 in an open test-section of Effel type wind tunnel with 900 cm² cross test section area. The WI CL 007 based on IEC 61400-12-1, Wind energy generation systems - Part 12-1: Power performance measurements of electricity producing wind turbines, March 2017 was used as a calibration guideline.

Traceability:
This certificate provides a traceability of the measurement to recognized the national standards, and to recognition of the international system of units (SI) through the NIMT (National Metrology Institute of Thailand) via Certificate number: MW-0052-21 and MW-0066-22

Uncertainty of Measurement:
The reported uncertainty of measurement is based on the standard uncertainty multiplied by a coverage factor k=2, which for a normal distribution corresponds to a coverage probability of approximately 95%. The standard uncertainty has been determined in accordance with the GUM "Evaluation of measurement data - Guide to the expression of uncertainty in measurement".

RECEIVED DATE
MEASUREMENT DATE
ISSUE DATE

ENVIRONMENTAL CONDITIONS:

Ambient condition in the laboratory are as follow:
Temperature : 23.0 ± 3.0 °C
Relative Humidity : 55.0 ± 15.0 %RH
Atmospheric Pressure : 1010 ± 10 hPa

PLACE OF CALIBRATION

: Effel-type wind tunnel of Iranatee Associates Co., Ltd.

CALIBRATION CONDITIONS

: Wind tunnel cross-section area¹ : 900 cm²
: Win direction frontal area² : 100 cm²
: Diameter of mounting pipe³ : mm
: Blockage ratio of test object⁴ : 0.111 [-]

Preconditioning
Measurement Condition

: 24 hours at ambient conditions.
: The average values during measurement are (23.8) °C, (49.5) %RH and (1012.2) hPa.

TABULATION OF RESULTS:

The table on next page give the measured values.

Calibrated by:
[5] Mr. Sorawit Thachalad
[1] Miss Jitraporn Lertsomphol

Approved signatory:

Calibration Department Manager



Remark:

¹ Nozzle cross-section area of the wind tunnel
² Projected cross-section area of the tested object include mounting pipe
³ Diameter of mounting pipe
⁴ Ratio $\frac{A_o}{A_t}$

THIS CERTIFICATE OF CALIBRATION MAY NOT BE REPRODUCED EXCEPT IN FULL UNLESS PERMISSION FOR REPRODUCTION HAS BEEN OBTAINED IN WRITING FROM THE LABORATORY

Page 2 of 2 Pages

MEASUREMENT RESULTS⁵

The wind direction sensor was calibrated against standard rotary encoder by comparison method. During calibration, the measurement was carried out at 45° intervals in clockwise and counterclockwise directions after offset adjustment has been made. The flow speed of wind tunnel (usually 5 m/s) is kept constant while the sensor is rotated around its vertical axis. The results of calibration and associated measurement uncertainties are reported in the table below.

Air speed m/s	D _{1st} Degree (°)	D _{2nd} Degree (°)	Error Degree (°)	U (k=2) Degree (°)
	0.001	0	0	0.58
	45.001	45	0	0.68
	90.000	89	-1	0.74
	135.000	133	-2	0.74
4.99	180.000	177	-3	0.68
	225.000	223	-2	0.74
	270.001	271	1	0.68
	315.001	318	3	0.68

Remark:

¹ Calibration results only count for the tested circumstances and environmental conditions during which calibration took place

² Direction of standard

³ Direction of Unit Under Calibration

*** End of Certificate of Calibration ***





63/14-15,67/35-36, Soi Petchkasem 7/11, Petchkasem Rd,
Wathapra, Bangkok 10600 Thailand.
Tel: (66) 02-8680812#13 Fax: (66) 02-8680860 www.jiranate.com

Certificate Number
CL-001-65

CERTIFICATE OF CALIBRATION

Certificate No.: CL-156-65
Page 1 of 2

Equipment Name: Data Logger with Temperature

Sensor

Manufacturer: Novolyne

Model: 110 WS 25DL D

Serial No.: A5908

ID No.: BKK FS1213

Customer

Name: A/S Laboratory group (Thailand) Co., Ltd.

Address: 104 Phatthanaikan 40, Phatthanaikan

Rd., Khwaeng Suan Luang, Khet Suan Luang, Bangkok

10250 Thailand.

Received date: 09 Nov 2022

Calibration date: 18 Nov 2022

Issue date: 23 Nov 2022

Reference Used During Calibration

1. Standard Temperature Probe Model: STS-100 AS00.

Serial No.: 667682 09, Due date: 23 Mar 2023

2. Digital Temperature Indicator Model: DTI-1000 A MK

II, Serial No.: 671407 00591, Due date: 22 July 2023

Calibration Condition

Temperature: (23±3) °C

Relative Humidity: (65±15)%

Calibration Procedure

The temperature calibration was done by In House

calibration method as WI CL 001 according to

comparison method with standard digital temperature

indicator and standard temperature probe. The

temperature scale use was based on ITS 90.

Traceability

The measurement results are traceable to the

international system of units (SI) through National

Institute of Metrology Thailand (NIMT) Certificate

number: TT-0034/22, Certificate number: ER-0052/

22

Calibrated by

Mr. Sorawit Thachalad

Miss Jittraiporn Lertsomphol

Approved Signatory: M

Calibration Department Manager




PHOTO OF CALIBRATION SET-UP

Remark:

Calibration results only count for the tested circumstances and environmental conditions during which calibration took place

Velocity of standard

Velocity of Unit Under Calibration

Calibration set-up of the cup anemometer calibration in the wind tunnel of Jiranate Associates Co., Ltd. The cup anemometer shown may differ from the calibrated one. Remark: The proportion of the set-up is not true to scale due to imaging geometry.



End of Certificate of Calibration

THIS CERTIFICATE MAY NOT BE REPRODUCED EXCEPT IN FULL UNLESS PERMISSION FOR REPRODUCTION HAS

BEEN

OBTAINED IN WRITING FROM THE LABORATORY



63/14-15,67/35-36, Soi Pelchakasem 7,7/1, Pelchakasem Rd,
Walthapra, Bangkokkhai, Bangkok 10600 Thailand.
Tel.: (66) 02-8680812#13 Fax.: (66) 02-8680860 www.jiranalee.com

Certificate No.: CL-156 65
Page 2 of 2



Result of Calibration: () Without Adjustment () With Adjustment
Calibration Range: 20 - 40 °C

Function: This equipment was connected with temperature sensor Model: HMP60 S/N: U3641221.

Dimension : Diameter 12 mm. Length 80 mm.

Immersion Depth (mm)	Standard Reading (°C)	UUC Reading (°C)	Error (°C)	Uncertainty (°C)
60	20.00	19.9	0.1	0.30
60	24.96	24.8	0.2	0.30
60	30.00	29.8	0.2	0.30
60	35.00	34.6	0.4	0.30
60	40.00	39.5	0.5	0.30

UUC*: Unit Under Calibration

The reported expanded uncertainty is based on standard uncertainty multiplied by a coverage factor k=2 providing a level of confidence of approximately 95%.

✱ End of Certificate ✱



63/14-15,67/35-36, Soi Pelchakasem 7,7/1, Pelchakasem Rd,
Walthapra, Bangkokkhai, Bangkok 10600 Thailand.
Tel.: (66) 02-8680812#13 Fax.: (66) 02-8680860 www.jiranalee.com

CERTIFICATE OF CALIBRATION

Calibration No.: RH-01112022

Page 1 of 1 Pages

Measurement Item : Relative humidity with data logger

Manufacturer : Novolynx

Model/Type : 110 WS-25DI D

Serial Number : A5908

ID No. : DKK-FS1213

Customer : ALS laboratory group (Thailand) Co., Ltd.

: 104 Phulthunak 40, Phulthunak Rd., Khwaeng Suan Luang, Khet Suan Luang, Bangkok
10260 Thailand.

Environmental Condition:

The measurement was carried out in an ambient temperature of (25±3)°C, and relative humidity of (50±15)%.

Measurement Method:

Unit Under Calibration (UUC) was calibrated by comparison method with standard thermo hygrometer in the humidity generator chamber to determine the errors.

Traceability:

This instrument was calibrated using standard equipment whose accuracy is traceability through National Institute of Standards and Technology to the international system of units (SI) via MCS Calibration, Inc. Certificate number:

20314 101. Due date: Mar 14, 2023.

Measurement Date : Nov 18, 2022

Issued Date : Nov 23, 2022

Measurement Results:

This equipment was connected with indoor air quality probe and Displayed (UUC) on display. Model: HMP60, Serial number: U3641221

Calibration was performed in the range of 20%RH to 80%RH
The results of calibration are reported in table below.

Determined (%RH)	Standard (%RH)	UUC (Reading) (%RH)	Error (%RH)	Uncertainty ±(%RH)
20	19.93	17.6	-2.3	0.61
50	50.45	47.7	-2.8	0.57
80	80.30	77.6	-2.7	0.56

Performed by

☒ Mr. Sorawit Thachalad

☐ Miss Jitraporn Lertsomphol

Approved Signatory:

M

Calibration Department Manager





High Volume Air Sampler Calibration Worksheet

Project Site : Akara Resources Public Co., Ltd. Barometric Pressure (mm Hg) : 755

Calibrate Location : Ban Nong Ra Man Temperature (°C) : 30

Calibrate Date : 21-Feb-23 BKK FS0388

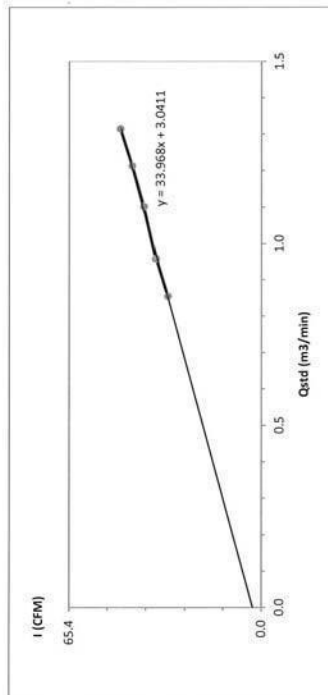
Calibrationsheet No.: C-210223-BKK FS0388 TE-5009X

Calibrator ID: BKK FS0624 5328

Calibrator Model : TE-5028A 1.64942

Calibrator S/N : 2584 -0.02902

Test No.	Delta H ₂ O (inch)	Q _{ad} (m ³ /min)	I : Chart (CFM)	Linear Regression
1	1.9	0.8551	32	Slope : 33.9680 Intercept : 3.0411 Correlation Coefficient : 0.9983
2	2.4	0.9574	36	
3	3.2	1.1010	40	
4	3.9	1.2125	44	
5	4.6	1.3143	48	



Calibrated by : _____ Approved by : _____

(Mr Field Scientist(1) Enviro Field Coordinator Scientist (3)



High Volume Air Sampler Calibration Worksheet

Project Site : Akara Resources Public Co., Ltd. Barometric Pressure (mm Hg) : 755

Calibrate Location : Ban Dong Long Temperature (°C) : 30

Calibrate Date : 21-Feb-23 BKK FS1060

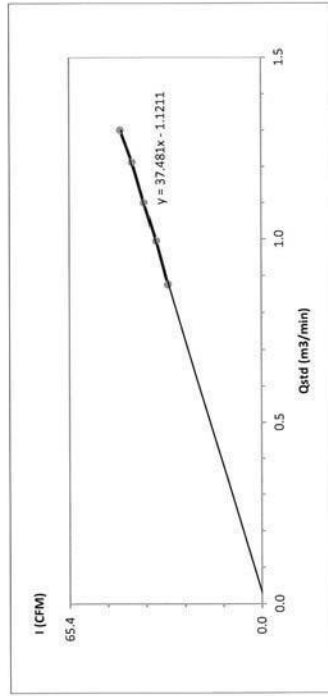
Calibrationsheet No.: C-210223-BKK FS1060 TE-5009X

Calibrator ID: BKK FS0624 5503

Calibrator Model : TE-5028A 1.64942

Calibrator S/N : 2584 -0.02902

Test No.	Delta H ₂ O (inch)	Q _{ad} (m ³ /min)	I : Chart (CFM)	Linear Regression
1	2.0	0.8765	32	Slope : 37.4812 Intercept : -1.1211 Correlation Coefficient : 0.9988
2	2.6	0.9953	36	
3	3.2	1.1010	40	
4	3.9	1.2125	44	
5	4.5	1.3003	48	



Calibrated by : _____ Approved by : _____

(Mr Field Scientist(1) Enviro Field Coordinator Scientist (3)



High Volume Air Sampler Calibration Worksheet

Project Site : Akara Resources Public Co.,Ltd. Barometric Pressure (mm Hg) : 755

Calibrate Location : Ban Khao Mor Temperature (°C) : 32

Calibrate Date : 21-Feb-23 High Volume ID : BKK FS0378

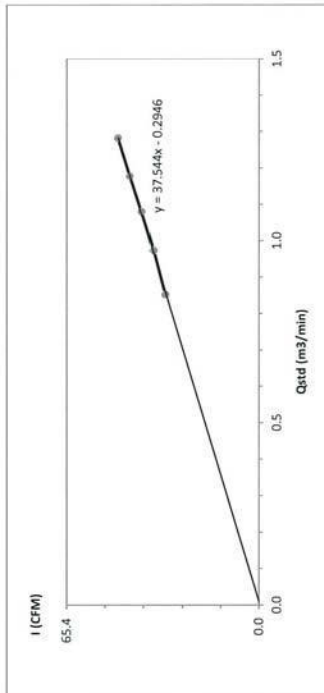
Calibration Sheet No.: C-210223-BKK FS0378 High Volume Model : TE-5009X

Calibrator ID: BKK FS0624 High Volume S/N : 4155

Calibrator Model : TE-5028A Calibrator Slope : 1.64942

Calibrator S/N : 2584 Calibrator Intercept : -0.02902

Test No.	Delta H ₂ O (inch)	Q _{ad} (m ³ /min)	I: Chart (CFM)	Linear Regression
1	1.9	0.8523	32	Slope : 37.5441 Intercept : -0.2946 Correlation Coefficient : 0.9992
2	2.5	0.9734	36	
3	3.1	1.0807	40	
4	3.7	1.1779	44	
5	4.4	1.2819	48	



Calibrated by _____

Field Scientist(1)

Approved by : _____

Enviro Field Coordinator Scientist (3)



High Volume Air Sampler Calibration Worksheet

Project Site : Akara Resources Public Co.,Ltd. Barometric Pressure (mm Hg) : 755

Calibrate Location : Ban Nong Sing Temperature (°C) : 30

Calibrate Date : 21-Feb-23 High Volume ID : BKK FS0379

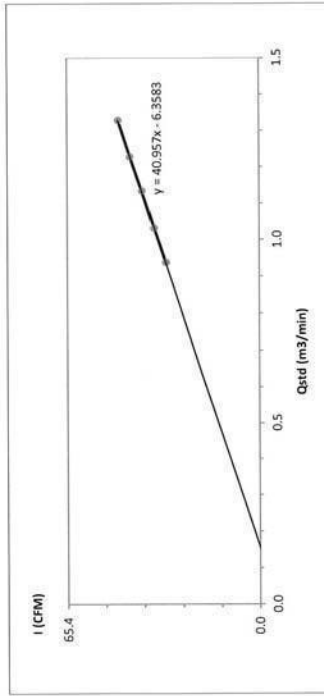
Calibration Sheet No.: C-210223-BKK FS0379 High Volume Model : TE-5009X

Calibrator ID: BKK FS0624 High Volume S/N : 4158

Calibrator Model : TE-5028A Calibrator Slope : 1.64942

Calibrator S/N : 2584 Calibrator Intercept : -0.02902

Test No.	Delta H ₂ O (inch)	Q _{ad} (m ³ /min)	I: Chart (CFM)	Linear Regression
1	2.3	0.9379	32	Slope : 40.9570 Intercept : -6.3583 Correlation Coefficient : 0.9999
2	2.8	1.0318	36	
3	3.4	1.1340	40	
4	4.0	1.2276	44	
5	4.7	1.3282	48	



Calibrated by _____

Field Scientist(1)

Approved by : _____

(Mr.)
Enviro Field Coordinator Scientist (3)



High Volume Air Sampler Calibration Worksheet

Project Site : Akara Resources Public Co.,Ltd. Barometric Pressure (mm Hg) : 755

Calibrate Location : Ban Tung Thong Temperature (°C) : 32

Calibrate Date : 21-Feb-23 BKK FS1063

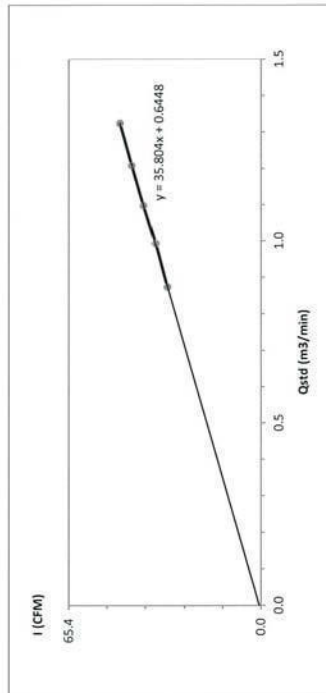
CalibrationSheet No.: C-210223-BKK FS1063

Calibrator ID: BKK FS0624

Calibrator Model : TE-5028A

Calibrator S/N : 2584

Test No.	Delta H ₂ O (inch)	Q _{ad} (m ³ /min)	I : Chart (CFM)	Linear Regression
1	2.0	0.8737	32	Slope : 35.8043 Intercept : 0.6448 Correlation Coefficient : 0.9999
2	2.6	0.9921	36	
3	3.2	1.0975	40	
4	3.9	1.2086	44	
5	4.7	1.3239	48	



Calibrated by : _____ Approved by : _____

Field Scientist(1) Enviro Field Coordinator Scientist (3)



High Volume Air Sampler Calibration Worksheet

Project Site : Akara Resources Public Co.,Ltd. Barometric Pressure (mm Hg) : 755

Calibrate Location : Ban Khao Kham Temperature (°C) : 32

Calibrate Date : 21-Feb-23 BKK FS0387

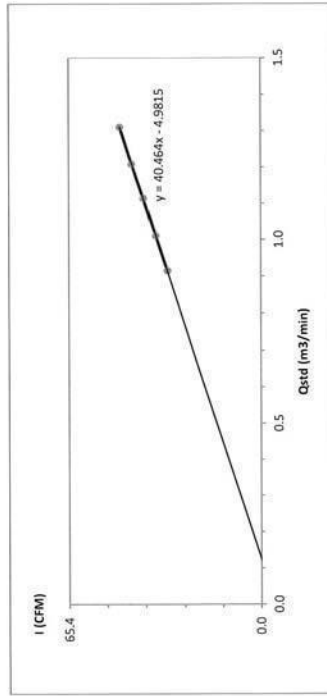
CalibrationSheet No.: C-210223-BKK FS0387

Calibrator ID: BKK FS0624

Calibrator Model : TE-5028A

Calibrator S/N : 2584

Test No.	Delta H ₂ O (inch)	Q _{ad} (m ³ /min)	I : Chart (CFM)	Linear Regression
1	2.2	0.9150	32	Slope : 40.4644 Intercept : -4.9815 Correlation Coefficient : 0.9999
2	2.7	1.0105	36	
3	3.3	1.1141	40	
4	3.9	1.2086	44	
5	4.6	1.3101	48	



Calibrated by : _____ Approved by : _____

Field Scientist(1) Enviro Field Coordinator Scientist (3)



MM-N08

High Volume Air Sampler Calibration Worksheet

Project Site : Alara Resources Public Co., Ltd. Barometric Pressure (mm Hg) : 755

Calibrate Location : Ban Klong Sai Yang Rong Temperature (°C) : 32

Calibrate Date : 21-Feb-23 High Volume ID : BKK-FS0382

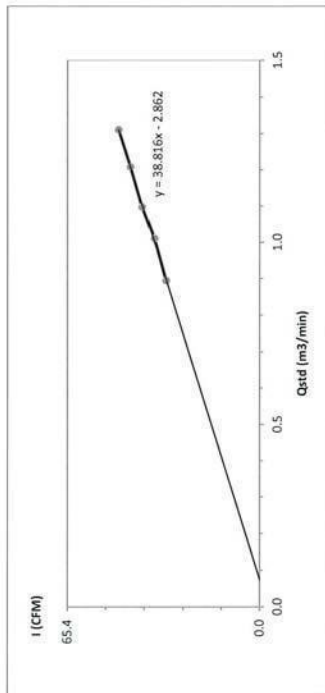
Calibrationsheet No.: C-210223-BKK-FS0382 High Volume Model : TE-5009X

Calibrator ID: BKK-FS0624 High Volume S/N : 4786

Calibrator Model : TE-5028A Calibrator Slope : 1.64942

Calibrator S/N : 2584 Calibrator Intercept : -0.02902

Test No.	Delta H ₂ O (inch)	Q _{ad} (m ³ /min)	I : Chart (CFM)	Linear Regression
1	2.1	0.8946	32	Slope : 38.8156 Intercept : -2.8620 Correlation Coefficient : 0.9993
2	2.7	1.0105	36	
3	3.2	1.0975	40	
4	3.9	1.2066	44	
5	4.6	1.3101	48	



Calibrated by : (Mr. Field Scientist(1))

Approved by : (Mr. Enviro Field Coordinator Scientist (3))

FORM NO. F 06-074 REVISION NO.: ISSUE DATE: 14/03/16

u.32/27



High Volume Air Sampler Calibration Worksheet

Project Site : Alara Resources Public Co., Ltd. Barometric Pressure (mm Hg) : 755

Calibrate Location : Ban Mai Klong Ta Lue Temperature (°C) : 32

Calibrate Date : 21-Feb-23 High Volume ID : BKK-FS0386

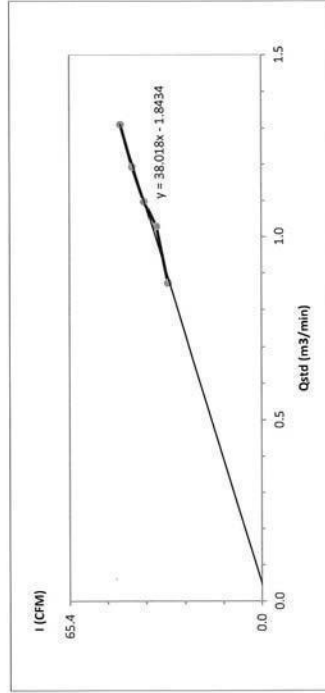
Calibrationsheet No.: C-210223-BKK-FS0386 High Volume Model : TE-5009X

Calibrator ID: BKK-FS0624 High Volume S/N : 4790

Calibrator Model : TE-5028A Calibrator Slope : 1.64942

Calibrator S/N : 2584 Calibrator Intercept : -0.02902

Test No.	Delta H ₂ O (inch)	Q _{ad} (m ³ /min)	I : Chart (CFM)	Linear Regression
1	2.0	0.8737	32	Slope : 38.0176 Intercept : -1.8434 Correlation Coefficient : 0.9931
2	2.8	1.0285	36	
3	3.2	1.0975	40	
4	3.8	1.1934	44	
5	4.6	1.3101	48	



Calibrated by : (Mr. Field Scientist(1))

Approved by : (Mr. Enviro Field Coordinator Scientist (3))

FORM NO. F 06-074 REVISION NO.: ISSUE DATE: 14/03/16



SARTORIUS

Certificate

NSC-TS-ITS 17025
CALIBRATION 0426

REVIEW BY Siripak P.
APPROVED BY KLAL
NEXT CAL. DATE 8/2/24

of Calibration

Model Number: XP105DU
Description: Semi-micro Balance
Serial Number: 1123091884
ID No. BKK_EN0004
Manufacturer: Mettler Toledo
Certificate No.: 23BC100771
Issued Date: Monday, February 13, 2023
Reference No.: 203245
Page No.: 1 of 3

Customer Name: ALS Laboratory Group (Thailand) Co., Ltd.
104 Phatthanakan 40 Phatthanakan Rd., Khwaeng Phatthanakan, Khet Suan Luang, Bangkok 10250.

Calibrated Place: Balance Room.

Calibrated By: Mr. Chonchal Inthana
Calibration Date: Wednesday, February 08, 2023
Calibration Procedure No.: This calibration was conducted by
Using in-house calibration procedure number (WI-003)
Based on UKAS LAB 14 : 2019

Ambients Conditions:
Temperature: 21.0 °C ± 3.0 °C
Humidity: 65.0 % RH ± 5.0 % RH
Pressure: ±
Equipment Condition: ☒ Good Operate ☐ Fair

Measurement Method UKAS Publication Ref : Lab 14
The measurement uncertainty stated is the expanded uncertainty which is obtained from the standard uncertainty multiplied by the coverage factor (k=2) to provide a level of confidence of approximately 95%. It is determined in accordance with the Guide to Expression of Uncertainty in Measurement (GUM). The calibration certificate documents the traceability to National Standards, which realise the unit of measurement according to the International Standard System of Units (SI). Report of Tolerance came form list of Sartorius Metrological Specifications.

Model Number	Description	Traceability	Certificate No.	Due Date
YCS011-522-00	Sartorius weight set 1mg - 1kg E2 s/n 37929119	SPC-RT	C02212565	14-Sep-2023
MHB-382SD	Humidity/Barometer/Temp Lutron MHB-382SD	DKSH	C19220444	5-Sep-2023

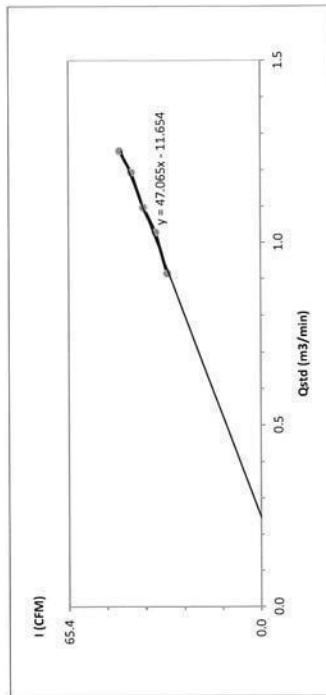
This certificate relate and apply this equipment only.
This certificate may not be reproduced other than in full except with the prior written approval of the Verification Operation Division
Sartorius (Thailand) Co., Ltd.
Mr. Chonchal Inthana (Technical Manager)



High Volume Air Sampler Calibration Worksheet

Project Site: Akara Resources Public Co., Ltd. Barometric Pressure (mm Hg): 755
Calibrate Location: Ban Long Du Temperature (°C): 32
Calibrate Date: 21-Feb-23 High Volume ID: BKK-FS0384
Calibration Sheet No.: C-210223-BKK-FS0384 High Volume Model: TE-5009X
Calibrator ID: BKK-FS0624 High Volume S/N: 4788
Calibrator Model: TE-5028A Calibrator Slope: 1.64942
Calibrator S/N: 2584 Calibrator Intercept: -0.02902

Test No.	Delta H ₂ O (inch)	Q _{ad} (m ³ /min)	I : Chart (CFM)	Linear Regression
1	2.2	0.9150	32	Slope: 47.0655
2	2.8	1.0285	36	Intercept: -11.6537
3	3.2	1.0975	40	Correlation Coefficient: 0.9949
4	3.8	1.1934	44	
5	4.2	1.2531	48	



Calibrated by: (Mr. Field Scientist(1)) Approved by: (Mr. Enviro Field Coordinator Scientist (3))

Certificate

of Calibration

Model Number : XS105DU
Description : Semi-micro Balance
Serial Number : 1123091884
ID No. : BKK EN0004
Manufacturer : Mettler Toledo

Certificate No. : 23BC10071
Issued Date : Monday, February 13, 2023
Reference No. : 203245
Page No. : 3 of 3

Calibration Results : Without Adjustment

Repeatability		Eccentricity (Off-center loading error)	
The reproducibility is the ability of a weighing instrument to display nearly identical readouts under constant test conditions when the same load within a measurement series is placed repeatedly on the weighing pan in the same manner. The standard deviation is used to express reproducibility quantitatively.		The off-center loading error is yielded by the difference between the readout of the load, i.e. 1/3 or 1/4 of maximum capacity, placed in the middle of the weighing pan and between each of four additional measurement points (positions defined according to OIML R76).	
Nominal Value : (Low Load)	g	Nominal value :	g
100	g	Tolerance	N/A
Tolerance		Difference	
N/A		1	
		2	
		3	
		4	
		5	
		6	
Nominal Value : (High Load)	g		
100	g		
Tolerance			
N/A			
Standard Deviation			
		0.00003	

Linearity

The linearity, also called linearity error. Describes the deviation of the characteristic curve of a weighing instrument from the linear slope.

Tolerance		N/A		g	
Nominal Value	(g)	Conventional Mass Value	(g)	Displayed Value	Deviation
50	50.0000	50.0000	50.0000	50.0000	0.00012
55	55.0000	55.0000	55.0000	55.0000	0.00015
60	60.0000	60.0000	60.0000	60.0000	0.00015
65	65.0001	65.0001	65.0001	65.0001	0.00015
70	70.0000	70.0000	70.0000	70.0000	0.00017
80	80.0000	80.0000	80.0000	80.0000	0.00018
90	90.0001	90.0001	90.0001	90.0001	0.00018
100	100.0000	100.0000	100.0000	100.0000	0.00026
110	110.0000	110.0000	110.0000	110.0000	0.00026
120	120.0000	120.0000	120.0000	120.0000	0.00026

End of Report

Certificate

of Calibration

Model Number : XP105DU
Description : Semi-micro Balance
Serial Number : 1123091884
ID No. : BKK EN0004
Manufacturer : Mettler Toledo

Certificate No. : 23BC10071
Issued Date : Monday, February 13, 2023
Reference No. : 203245
Page No. : 2 of 3

Calibration Results : Without Adjustment

Repeatability		Eccentricity (Off-center loading error)	
The reproducibility is the ability of a weighing instrument to display nearly identical readouts under constant test conditions when the same load within a measurement series is placed repeatedly on the weighing pan in the same manner. The standard deviation is used to express reproducibility quantitatively.		The off-center loading error is yielded by the difference between the readout of the load, i.e. 1/3 or 1/4 of maximum capacity, placed in the middle of the weighing pan and between each of four additional measurement points (positions defined according to OIML R76).	
Nominal Value : (Low Load)	g	Nominal value :	g
20	g	Tolerance	N/A
Tolerance		Difference	
N/A		1	
		2	
		3	
		4	
		5	
		6	
Nominal Value : (High Load)	g		
20	g		
Tolerance			
N/A			
Standard Deviation			
		0.00005	

Linearity

The linearity, also called linearity error. Describes the deviation of the characteristic curve of a weighing instrument from the linear slope.

Tolerance		N/A		g	
Nominal Value	(g)	Conventional Mass Value	(g)	Displayed Value	Deviation
0.1	0.10000	0.10000	0.10000	0.10000	0.00002
0.5	0.50001	0.50001	0.50000	0.50000	-0.00001
1	1.00000	1.00000	1.00000	1.00000	0.00002
2	2.00002	2.00002	2.00001	2.00001	-0.00001
5	5.00002	5.00002	5.00002	5.00000	0.00000
10	10.00002	10.00002	10.00002	10.00000	0.00000
15	15.00004	15.00004	15.00004	15.00000	0.00000
20	20.00000	20.00000	20.00000	20.00000	0.00000
25	25.00002	25.00002	25.00002	25.00000	0.00000
30	30.00002	30.00002	30.00004	30.00000	0.00000

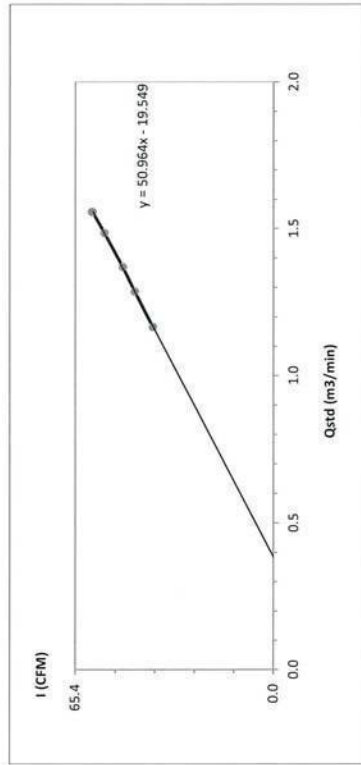


MM-N08

High Volume Air Sampler Calibration Worksheet

Project Site :	Alkara Resources Public Co.,Ltd.	Barometric Pressure (mm Hg) :	755
Calibrate Location :	Ban Nong Ra Man	Temperature (°C) :	30
Calibrate Date :	21-Feb-23	High Volume ID :	BKK_FS0373
CalibrationSheet No.:	C-210223-BKK_FS0373	High Volume Model :	G1051
Calibrator ID:	BKK_FS0624	High Volume S/N :	1330
Calibrator Model :	TE-5028A	Calibrator Slope :	1.64942
Calibrator S/N :	2584	Calibrator Intercept :	-0.02902

Test No.	Delta H ₂ O (inch)	Q _{std} (m ³ /min)	I : Chart (CFM)	Linear Regression
1	3.6	1.1660	40	Slope : 50.9641
2	4.4	1.2861	46	Intercept : -19.5493
3	5.0	1.3690	50	Correlation Coefficient : 0.9998
4	5.9	1.4846	56	
5	6.5	1.5569	60	



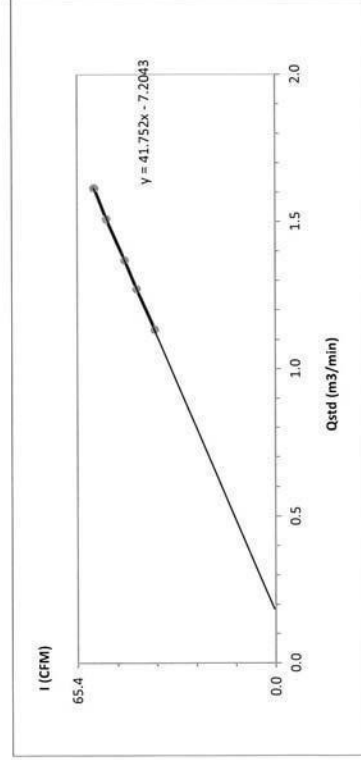
Calibrated by _____ (Mr) Field Scientist(1)
Approved by _____ (Mr) Enviro Field Coordinator Scientist (3)



High Volume Air Sampler Calibration Worksheet

Project Site :	Alkara Resources Public Co.,Ltd.	Barometric Pressure (mm Hg) :	755
Calibrate Location :	Ban Dong Long	Temperature (°C) :	30
Calibrate Date :	21-Feb-23	High Volume ID :	BKK_FS0368
CalibrationSheet No.:	C-210223-BKK_FS0368	High Volume Model :	TE-5009X
Calibrator ID:	BKK_FS0624	High Volume S/N :	4165
Calibrator Model :	TE-5028A	Calibrator Slope :	1.64942
Calibrator S/N :	2584	Calibrator Intercept :	-0.02902

Test No.	Delta H ₂ O (inch)	Q _{std} (m ³ /min)	I : Chart (CFM)	Linear Regression
1	3.4	1.1340	40	Slope : 41.7523
2	4.3	1.2717	46	Intercept : -7.2043
3	5.0	1.3690	50	Correlation Coefficient : 0.9998
4	6.1	1.5091	56	
5	7.0	1.6145	60	



Calibrated by _____ (Mr) Field Scientist(1)
Approved by _____ (Mr) Enviro Field Coordinator Scientist (3)



MM-N08

High Volume Air Sampler Calibration Worksheet

Project Site : Akara Resources Public Co.,Ltd. Barometric Pressure (mm Hg) : 755

Calibrate Location : Ban Khiao Mor Temperature (°C) : 32

Calibrate Date : 21-Feb-23 High Volume ID : BKK-FS1058

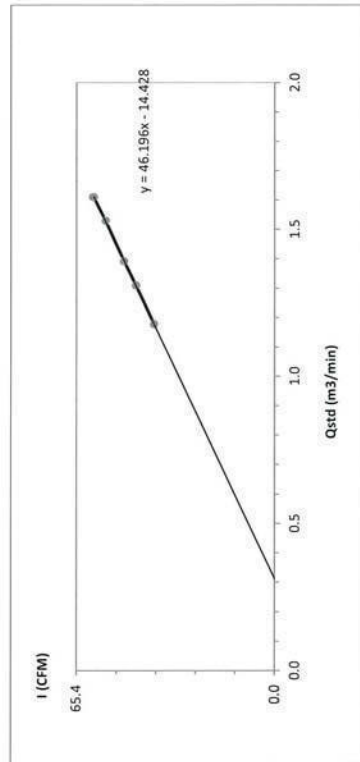
Calibration Sheet No.: C-210223-BKK-FS1058 High Volume Model : TE-5009X

Calibrator ID: BKK-FS0624 High Volume S/N : 5689

Calibrator Model : TE-5028A Calibrator Slope : 1.64942

Calibrator S/N : 2584 Calibrator Intercept : -0.02902

Test No.	Delta H ₂ O (inch)	Q _{std} (m ³ /min)	I : Chart (CFM)	Linear Regression
1	3.7	1.1779	40	Slope : 46.1960 Intercept : -14.4282 Correlation Coefficient : 0.9999
2	4.6	1.3101	46	
3	5.2	1.3911	50	
4	6.3	1.5282	56	
5	7.0	1.6093	60	



Calibrated by : _____ Approved by : _____

(Mr. Field Scientist(1)) (Mr. Enviro Field Coordinator Scientist (3))



High Volume Air Sampler Calibration Worksheet

Project Site : Akara Resources Public Co.,Ltd. Barometric Pressure (mm Hg) : 755

Calibrate Location : Ban Nong Sang Temperature (°C) : 30

Calibrate Date : 21-Feb-23 High Volume ID : BKK-FS0360

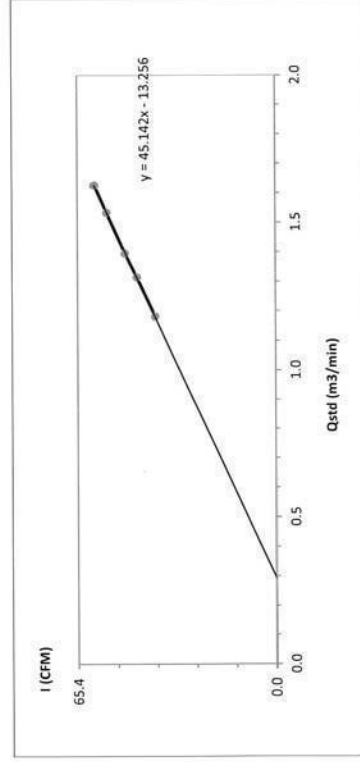
Calibration Sheet No.: C-210223-BKK-FS0360 High Volume Model : G1051

Calibrator ID: BKK-FS0624 High Volume S/N : 1331

Calibrator Model : TE-5028A Calibrator Slope : 1.64942

Calibrator S/N : 2584 Calibrator Intercept : -0.02902

Test No.	Delta H ₂ O (inch)	Q _{std} (m ³ /min)	I : Chart (CFM)	Linear Regression
1	3.7	1.1817	40	Slope : 45.1424 Intercept : -13.2559 Correlation Coefficient : 0.9998
2	4.6	1.3143	46	
3	5.2	1.3956	50	
4	6.3	1.5332	56	
5	7.1	1.6258	60	



Calibrated by : _____ Approved by : _____

(M Field Scientist(1)) (Mr. Enviro Field Coordinator Scientist (3))



MM-N08

High Volume Air Sampler Calibration Worksheet

Project Site : Akara Resources Public Co.,Ltd. Barometric Pressure (mm Hg) : 755

Calibrate Location : Ban Tung Thong Temperature (°C) : 32

Calibrate Date : 21-Feb-23 High Volume ID : BKK-FS0372

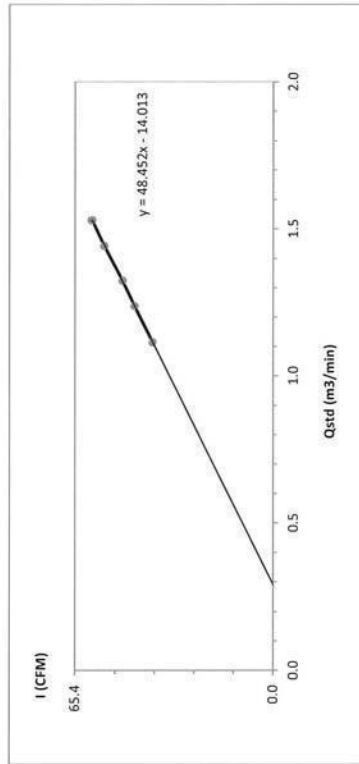
Calibration Sheet No.: C-210223-BKK-FS0372 High Volume Model : TE-5009X

Calibrator ID: BKK-FS0624 High Volume S/N : 5332

Calibrator Model : TE-5028A Calibrator Slope : 1.64942

Calibrator S/N : 2584 Calibrator Intercept : -0.02902

Test No.	Delta H ₂ O (inch)	Q _{std} (m ³ /min)	I : Chart (CFM)	Linear Regression
1	3.3	1.1141	40	Slope : 48.4517 Intercept : -14.0132 Correlation Coefficient : 0.9999
2	4.1	1.2385	46	
3	4.7	1.3239	50	
4	5.6	1.4425	56	
5	6.3	1.5282	60	



Calibrated by : _____ (Mr. Field Scientist(1))

Approved by : _____ (Mr. Enviro Field Coordinator Scientist (3))



High Volume Air Sampler Calibration Worksheet

Project Site : Akara Resources Public Co.,Ltd. Barometric Pressure (mm Hg) : 755

Calibrate Location : Ban Khao Kham Temperature (°C) : 32

Calibrate Date : 3-Nov-22 High Volume ID : BKK-FS0369

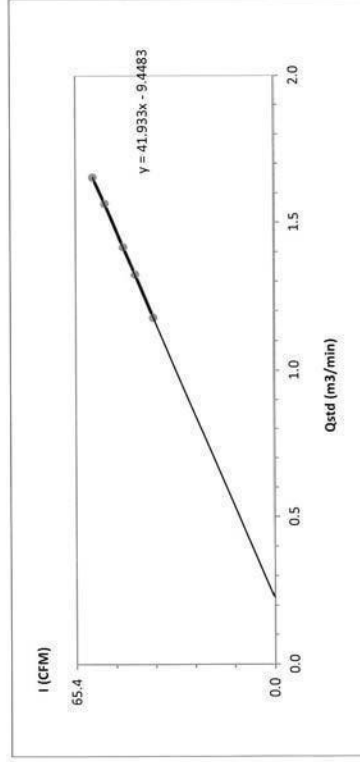
Calibration Sheet No.: C-031122-BKK-FS0369 High Volume Model : TE-5009X

Calibrator ID: BKK-FS0624 High Volume S/N : 4166

Calibrator Model : TE-5028A Calibrator Slope : 1.64942

Calibrator S/N : 2584 Calibrator Intercept : -0.02902

Test No.	Delta H ₂ O (inch)	Q _{std} (m ³ /min)	I : Chart (CFM)	Linear Regression
1	3.7	1.1779	40	Slope : 41.9327 Intercept : -9.4483 Correlation Coefficient : 0.9999
2	4.7	1.3239	46	
3	5.4	1.4170	50	
4	6.6	1.5635	56	
5	7.4	1.6538	60	



Calibrated by : _____ (Mr. Field Scientist(1))

Approved by : _____ (Mr. Enviro Field Coordinator Scientist (3))

u.32/32



MM-N08

High Volume Air Sampler Calibration Worksheet

Project Site : Akara Resources Public Co.,Ltd. Barometric Pressure (mm Hg) : 755

Calibrate Location : Ban Klong Sai Yang Rong Temperature (°C) : 32

Calibrate Date : 21-Feb-23 High Volume ID : BKK_FS0362

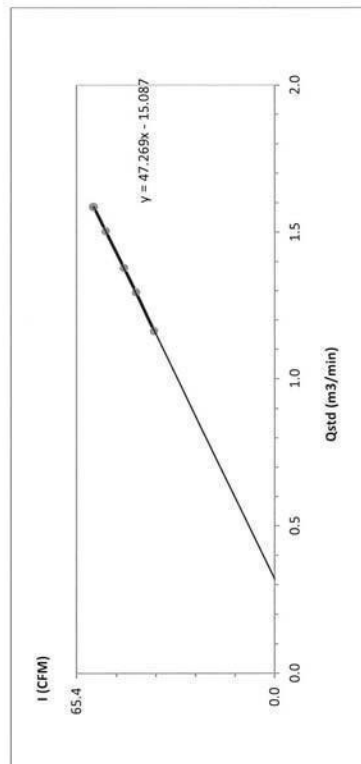
Calibration Sheet No.: C-210223-BKK_FS0362 High Volume Model : G1051

Calibrator ID: BKK_FS0624 High Volume S/N : 1452

Calibrator Model : TE-5028A Calibrator Slope : 1.64942

Calibrator S/N : 2584 Calibrator Intercept: -0.02902

Test No.	Delta H ₂ O (inch)	Q _{std} (m ³ /min)	I : Chart (CFM)	Linear Regression
1	3.6	1.1623	40	Slope : 47.2689
2	4.5	1.2961	46	Intercept : -15.0874
3	5.1	1.3779	50	Correlation Coefficient : 0.9999
4	6.1	1.5042	56	
5	6.8	1.5866	60	



Calibrated by : _____ (Mr.) Field Scientist(1)

Approved by : _____ (Mr.) Enviro Field Coordinator Scientist (3)



High Volume Air Sampler Calibration Worksheet

Project Site : Akara Resources Public Co.,Ltd. Barometric Pressure (mm Hg) : 755

Calibrate Location : Ban Mai Klong Ta Lud Temperature (°C) : 32

Calibrate Date : 21-Feb-23 High Volume ID : BKK_FS1056

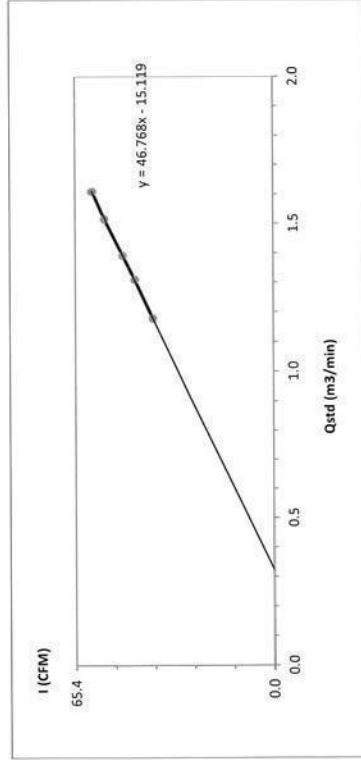
Calibration Sheet No.: C-210223-BKK_FS1056 High Volume Model : TE-5009X

Calibrator ID: BKK_FS0624 High Volume S/N : 5499

Calibrator Model : TE-5028A Calibrator Slope : 1.64942

Calibrator S/N : 2584 Calibrator Intercept: -0.02902

Test No.	Delta H ₂ O (inch)	Q _{std} (m ³ /min)	I : Chart (CFM)	Linear Regression
1	3.7	1.1779	40	Slope : 46.7681
2	4.6	1.3101	46	Intercept : -15.1193
3	5.2	1.3911	50	Correlation Coefficient : 0.9998
4	6.2	1.5163	56	
5	7.0	1.6093	60	



Calibrated by : _____ (Mr.) Field Scientist(1)

Approved by : _____ (Mr.) Enviro Field Coordinator Scientist (3)



High Volume Air Sampler Calibration Worksheet

Sample Name	Parameter	Equipment Name	ID No.	Calibrated Date	Next Cal	Freq. Calibrate (Months)
Noise	Leq 24 hrs	Sound Calibrator	BKK_F50632	17-Jan-23	17-Jan-24	12
Noise	Leq 24 hrs	Sound Level Meter	BKK_F50103	13-Dec-22	13-Dec-23	12
Noise	Leq 24 hrs	Sound Level Meter	BKK_F50104	13-Dec-22	13-Dec-23	12
Noise	Leq 24 hrs	Sound Level Meter	BKK_F50108	19-Jan-23	19-Jan-24	12
Noise	Leq 24 hrs	Sound Level Meter	BKK_F50110	3-Jan-23	3-Jan-24	12
Noise	Leq 24 hrs	Sound Level Meter	BKK_F50115	3-Jan-23	3-Jan-24	12
Noise	Leq 24 hrs	Sound Level Meter	BKK_F50116	3-Jan-23	3-Jan-24	12
Noise	Leq 24 hrs	Sound Level Meter	BKK_F50117	3-Jan-23	3-Jan-24	12
Noise	Leq 24 hrs	Sound Level Meter	BKK_F50877	25-Oct-22	25-Oct-23	12
Noise	Leq 24 hrs	Sound Level Meter	BKK_F50922	19-Jan-23	19-Jan-24	12

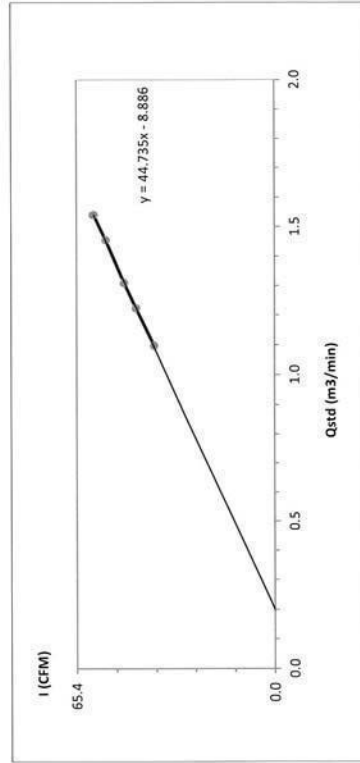
รายการเครื่องมือที่ใช้ในการวิเคราะห์ / ทดสอบ



right solutions.
right partner.

Project Site :	Alkara Resources Public Co.Ltd.	Barometric Pressure (mm Hg) :	755
Calibrate Location :	Ban Long Du	Temperature (°C) :	32
Calibrate Date :	21-Feb-23	High Volume ID :	BKK-FS1059
Calibration Sheet No.:	C-210223-BKK-FS1059	High Volume Model :	TE-5009X
Calibrator ID:	BKK-FS0624	High Volume S/N :	5693
Calibrator Model :	TE-5028A	Calibrator Slope :	1.64942
Calibrator S/N :	2584	Calibrator Intercept :	-0.02902

Test No.	Delta H ₂ O (inch)	Q _{std} (m ³ /min)	I : Chart (CFM)	Linear Regression
1	3.2	1.0975	40	Slope : 44.7353
2	4.0	1.2236	46	Intercept : -8.8860
3	4.6	1.3101	50	Correlation Coefficient : 0.9996
4	5.7	1.4550	56	
5	6.4	1.5401	60	



Calibrated by : _____ (M) Field Scientist(1)
Approved by : _____ (A) Enviro Field Coordinator Scientist (3)

Continuation of Calibration Certificate

Cert. No. : ACC23006
Job No. : VC66AC0024
Pages : 2 of 3

Calibration Procedure : CP-AC-03

Calibration Method :

This equipment was calibrated by based on IEC-60942-2003 Standard.
The sound pressure level, frequency and total distortion of the sound calibrator was measured using the reference microphone.

Condition of this result of calibration :

1. Reference Standard Instruments :

Instrument	Model	Serial No.	Cert. No.	Due Date
Waveform Generator	33511B	MY52302742	EF-0008-22	04-Feb-23
Digital Multimeter	33461A	MY53220104	EEL.BP. 04/0265	09-Feb-23
Digital Multimeter	33461A	MY53220076	EEL.BP. 03/0265	09-Feb-23
Digital Multimeter	33461A	MY60024273	EEL.BP. 05/0265	09-Feb-23
Programmable Attenuator	MAT-1070	62100114	EF-0009-22	07-Feb-23
Condenser Microphone	4180	2977900	AA-1013-22	24-Feb-23
Measuring Amplifier	NA-42KAI	34560495	AA-3005-22	22-Feb-23
Audio Analyzer	AVR-3360A	V744B6069	EF-0010-22	07-Feb-23

2. This result of calibration was found accurate as shown on date and place of calibration for this calibrated item only.

3. This certificate is traceable to the international system of unit maintained at :

- 3.1 National Institute of Metrology (Thailand).
- 3.2 Thailand Institute of Scientific and Technological Research (TISTR).

SITHIPORN ASSOCIATES CO.,LTD.
CALIBRATION LABORATORY

451-451/1 Sirinthorn Rd, Bangbunru, Bangplud Bangkok 10700 THAILAND.
Tel:0-2435-8800 Fax:0-2433-1679 e-mail:cal-center@sithiphorn.com http://www.sithiphorn.com



NSC-TSI-17025
CALIBRATION 0394

Cert. No. : ACC23006
Pages : 1 of 3

Calibration Certificate

Equipment : SOUND CALIBRATOR
Manufacturer : RION
Model : NC-74
Serial No. : 34178119
ID No. : BKK_FS0632
Condition As Found : GOOD
Customer : ALS LABORATORY GROUP (THAILAND) CO., LTD.
104 PHATTHANAKAN 40, PHATTHANAKAN ROAD,
KHWAENG PHATTHANAKAN, KHET SUAN LUANG,
BANGKOK, 10250 THAILAND.

Location :
Ambient Temperature : (23.0 ± 3) °C
Pressure : (101.3 ± 3) kPa
Relative Humidity : (50.0 ± 20) %
Received Date : 06 JANUARY 2023
Calibration Date : 17 JANUARY 2023
Date of Issue : 19 JANUARY 2023

Calibrated by : Nathakorn Pisutpaisan

Approved by :

This certificate is issued in accordance with the requirements of ISO/IEC 17025 standard, may not be reproduced other than in full, except with the prior written approval of the head of Calibration Laboratory.

Cert. No. : ACL22288
Pages : 1 of 8

Calibration Certificate

Equipment : SOUND LEVEL METER
Manufacturer : RION
Model : NL-42/ Microphone UC-52 / Preamplifier NH-24
Serial No.: 00858513 / 158763 / 58765
ID No.: BKK_FS0103

Condition As Found : GOOD
Customer : ALS LABORATORY GROUP (THAILAND) CO., LTD.
104 PHATTHANAKAN 40, PHATTHANAKAN ROAD,
KHAENG PHATTHANAKAN, KHET SUAN LUANG,
BANGKOK, 10250 THAILAND.

Location :
Ambient Temperature : (23.0 ± 3) °C
Pressure : (101.3 ± 3) kPa
Relative Humidity : (50.0 ± 20) %
Received Date : 30 NOVEMBER 2022
Calibration Date : 13-16 DECEMBER 2022
Date of Issue : 19 DECEMBER 2022

Calibrated by : Nathakorn Pisutpaisan

Approved by :

REVIEW BY: *Nathakorn P.*
APPROVED BY: *44*
NEXT CAL. DATE: 13/12/23

Result of calibration :

1. Sound pressure level

Specified sound pressure level (dB)	Measured value (dB)	Deviated value (dB)	Uncertainty (dB)	Tolerance limit (dB)
94	93.93	-0.07	0.14	0.40

2. Frequency

Specified Frequency (Hz)	Measured value (Hz)	Deviated value (%)	Uncertainty (%)	Tolerance limit (%)
1000	1001.0	0.1	0.1	1.0

3. Total distortion

Measured value (%)	Uncertainty (%)	Tolerance limit (%)
1.71	0.10	3.0

The reported uncertainty is based on a standard uncertainty multiplied by coverage factor $k = 2$ or any value following calculation, providing a level of confidence of approximately 95 %

End of Calibration Certificate

This certificate is issued in accordance with the requirements of ISO/IEC 17025 standard, may not be reproduced other than in full, except with the prior written approval of the head of Calibration Laboratory.

Continuation of Calibration Certificate

Cert. No. : ACL22288
Job No. : VC66AC0015
Pages : 3 of 8

Summary of Measurement Result :

Parameter	Pass	Fail	Uncertainty (dB)	Maximum-permitted uncertainty of measurement (dB)
1. Absolute sensitivity	✓	-	0.2	N/A
2. Self-generated noise	✓	-	0.2	N/A
3. Acoustical signal tests of frequency weightings				
125 Hz	✓	-	0.3	0.6
1000 Hz	✓	-	0.3	0.6
8000 Hz	✓	-	0.3	0.7
4. Electrical signal tests of frequency weightings				
For 10 Hz to 4 kHz	✓	-	0.3	0.6
For > 4 kHz to 10 kHz	✓	-	0.3	0.7
For > 10 kHz to 20 kHz	-	-	-	1.0
5. Frequency and time weightings at 1 kHz	✓	-	0.2	0.2
6. Long - term stability	✓	-	0.1	0.1
7. Level linearity on the reference level range	✓	-	0.2	0.3
8. Level linearity including the level range control	✓	-	0.2	0.3
9. Tone burst response	✓	-	0.2	0.3
10. Peak C sound level	✓	-	0.2	0.35
11. Overload indication	✓	-	0.2	0.25
12. High level stability	✓	-	0.1	0.1

Continuation of Calibration Certificate

Cert. No. : ACL22288
Job No. : VC66AC0015
Pages : 2 of 8

Calibration Procedure : CP-AC-01

Calibration Method :

This equipment was calibrated by based on IEC-61672-3 (2013) Standard for sound level meter (SLM).

The SLM had tests to Acoustical and Electrical signal tests of frequency weighting with Anechoic chamber and Reference Standard Instruments.

For tests results of each items were made by observation of each Instruments display and also with SLM's display.

Condition of this result of calibration :

1. Reference Standard Instruments :

Instrument	Model	Serial No.	Cert. No.	Due Date
Waveform Generator	33210A	MY48017076	EF-0007-22	04-Feb-23
Waveform Generator	33511B	MY52302742	EF-0008-22	04-Feb-23
Digital Multimeter	33461A	MY53220104	EEL.BP. 04/0265	09-Feb-23
Digital Multimeter	33461A	MY53220076	EEL.BP. 03/0265	09-Feb-23
Digital Multimeter	34461A	MY60024273	EEL.BP. 05/0265	09-Feb-23
Programmable Attenuator	MAT-1070	62100114	EF-0009-22	07-Feb-23
Condenser Microphone	4180	2977900	AA-1013-22	24-Feb-23
Measuring Amplifier	NA-42KAI	34560495	AA-3005-22	22-Feb-23

2. This result of calibration was found accurate as shown on date and place of calibration for this calibrated item only.

3. This certificate is traceable to the international system of unit maintained at :

- 3.1 National Institute of Metrology (Thailand).
- 3.2 Thailand Institute of Scientific and Technological Research (TISTR).

Continuation of Calibration Certificate

Cert. No. : ACL22288
Job No. : VC66AC0015
Pages : 5 of 8

4. Electrical signal tests of frequency weightings

Weighting network response with relative to 1 kHz.

Frequency (Hz)	Deviation from various frequency weighting response curve (dB)		
	Flat	C-weight	A-weight Limits
63	-0.1	-0.1	±2.0
125	0.0	0.0	±1.5
250	0.0	0.0	±1.5
500	0.0	0.0	±1.5
1000	0.0	0.0	±1.0
2000	0.0	0.0	±2.0
4000	0.0	0.0	±3.0
8000	0.0	0.1	±5.0

5. Frequency and time weightings at 1 kHz

5.1 Frequency weightings at 1 kHz

Frequency Weighting	Measured Value (dB)	Deviated Value (dB)	Acceptance Limits (dB)
A - weight	94.0	0.0	-
C - weight	94.0	0.0	± 0.2
Flat	94.0	0.0	± 0.2

5.2 Time weighting at 1 kHz

Frequency Weighting	Measured Value (dB)	Deviated Value (dB)	Acceptance Limits (dB)
Fast	94.0	0.0	-
Slow	94.0	0.0	± 0.1
Leq	94.0	0.0	± 0.1

6. Long - term stability

Frequency Weighting	SLM Display at initial (dB)	SLM Display at final (dB)	Deviated Value (dB)	Acceptance Limits (dB)
A - weight	94.0	94.0	0.0	± 0.3

Continuation of Calibration Certificate

Cert. No. : ACL22288
Job No. : VC66AC0015
Pages : 4 of 8

Result of calibration :

1. Absolute sensitivity

Reference Acoustic Signal (dB)	Measured Value (dB)	Deviation (dB)	Acceptance Limit (dB)
93.9 (93.95)	93.9	0.0	±0.3

2. Self-generated noise

2.1 Normal test

Measured Value (dB)
14.8

2.2 The microphone of the sound level meter was replaced by electrical signal input device.

Frequency Weighting	Measured value (dB)
A - weight	11.6
C - weight	18.1
Flat	23.5

3. Acoustical signal tests of frequency weightings

Meter free-field acoustic response at a level of 84 dB

Frequency (Hz)	Deviation from various frequency weighting response curve (dB)		
	Flat	C-weight	A-weight Limits
125	0.7	0.7	± 1.5
1000	0.1	0.1	± 1.0
8000	-2.3	-2.2	±5.0

Continuation of Calibration Certificate

Cert. No. : ACL22288
Job No. : VC66AC0015
Pages : 7 of 8

8. Level linearity including the level range control

Range	Anticipated Value (dB)	Measured Value (dB)	Deviated Value (dB)	Acceptance Limits (dB)
Auto	94.0	94.0	0.0	±1.1

9. Tone burst response

Time Weighting	Tone burst duration, Tb (ms)	Cycle	Anticipated Value (dB)	Measured Value (dB)	Deviated Value (dB)	Acceptance Limits (dB)
Fast	0.25	1	108.0	107.9	-0.1	1.5 ; -5.0
	2	8	117.0	117.0	0.0	1.0 ; -2.5
	200	800	134.0	134.0	0.0	±1.0
Slow	2	8	108.0	108.0	0.0	1.5 ; -5.0
	200	800	127.6	127.6	0.0	±1.0
	0.25	1	99.0	98.9	-0.1	1.5 ; -5.0
SEL	2	8	108.0	108.0	0.0	1.0 ; -2.5
	200	800	128.0	128.0	0.0	±1.0

10. Peak C sound level

Number of cycle in test signal	Anticipated Value (dB)	Measured Value, L _{peak} (dB)	Deviated Value (dB)	Acceptance Limits (dB)
Continuous	133.0	133.0	0.0	-
One	136.4	135.8	-0.6	±3.0

Number of cycle in test signal	Anticipated Value (dB)	Measured Value (dB)	Deviated Value (dB)	Acceptance Limits (dB)
Continuous	133.0	133.0	0.0	-
Positive half cycle	135.4	135.1	-0.3	±2.0
Negative half cycle	135.4	135.1	-0.3	±2.0

7. Level linearity on the reference level range

Anticipated Value (dB)	Measured Value (dB)	Deviated Value (dB)	Acceptance Limits (dB)
137.0	137.0	0.0	±1.1
136.0	136.0	0.0	±1.1
135.0	135.0	0.0	±1.1
134.0	134.0	0.0	±1.1
133.0	133.0	0.0	±1.1
132.0	132.0	0.0	±1.1
131.0	131.0	0.0	±1.1
129.0	129.0	0.0	±1.1
124.0	124.0	0.0	±1.1
119.0	119.0	0.0	±1.1
114.0	114.0	0.0	±1.1
109.0	109.0	0.0	±1.1
104.0	104.0	0.0	±1.1
99.0	99.0	0.0	±1.1
94.0	94.0	0.0	±1.1
89.0	89.0	0.0	±1.1
84.0	84.0	0.0	±1.1
79.0	79.0	0.0	±1.1
74.0	74.1	0.1	±1.1
69.0	69.0	0.0	±1.1
64.0	64.0	0.0	±1.1
59.0	59.0	0.0	±1.1
54.0	54.0	0.0	±1.1
49.0	49.0	0.0	±1.1
44.0	44.0	0.0	±1.1
39.0	39.0	0.0	±1.1
34.0	34.0	0.0	±1.1
30.0	30.0	0.0	±1.1
29.0	29.0	0.0	±1.1
28.0	28.0	0.0	±1.1
27.0	26.9	-0.1	±1.1
26.0	25.9	-0.1	±1.1
25.0	24.9	-0.1	±1.1

Calibration Certificate

Equipment : SOUND LEVEL METER
Manufacturer : RION
Model : NL-42/ Microphone UC-52 / Preamplifier NH-24
Serial No.: 00858514 / 158764 / 58766
ID No.: BKK_FS0104

Condition As Found : GOOD
Customer : ALS LABORATORY GROUP (THAILAND) CO., LTD.
104 PHATTHANAKAN 40, PHATTHANAKAN ROAD,
KHAENG PHATTHANAKAN, KHET SUAN LUANG,
BANGKOK, 10250 THAILAND.

Location :
Ambient Temperature : (23.0 ± 3) °C
Pressure : (101.3 ± 3) kPa
Relative Humidity : (50.0 ± 20) %
Received Date : 30 NOVEMBER 2022
Calibration Date : 13-16 DECEMBER 2022
Date of Issue : 19 DECEMBER 2022

Calibrated by : Nathakorn Pisutpaisan

Approved by :

This certificate is issued in accordance with the requirements of ISO/IEC 17025 standard, may not be reproduced other than in full, except with the prior written approval of the head of Calibration Laboratory.

11. Overload Indication

Measured value (dB)		Deviated Value (dB)	Acceptance Limits (dB)
Positive one-half cycle	Negative one-half cycle		
89.5	89.5	0.0	±1.5

12. High level stability

Frequency Weighting	SLM Display at initial (dB)	SLM Display at final (dB)	Deviated Value (dB)	Acceptance Limits (dB)
A - weight	137.0	137.0	0.0	±0.3

The reported uncertainty is based on a standard uncertainty multiplied by coverage factor $k = 2$ or any value following calculation, providing a level of confidence of approximately 95 %

End of Calibration Certificate

Continuation of Calibration Certificate

Cert. No. : ACL22289
Job No. : VC66AC0015
Pages : 3 of 8

Summary of Measurement Result :

Parameter	Pass	Fail	Uncertainty (dB)	Maximum-permitted uncertainty of measurement (dB)
1. Absolute sensitivity	✓	-	0.2	N/A
2. Self-generated noise	✓	-	0.2	N/A
3. Acoustical signal tests of frequency weightings				
125 Hz	✓	-	0.3	0.6
1000 Hz	✓	-	0.3	0.6
8000 Hz	✓	-	0.3	0.7
4. Electrical signal tests of frequency weightings				
For 10 Hz to 4 kHz	✓	-	0.3	0.6
For > 4 kHz to 10 kHz	✓	-	0.3	0.7
For > 10 kHz to 20 kHz	-	-	-	1.0
5. Frequency and time weightings at 1 kHz	✓	-	0.2	0.2
6. Long - term stability	✓	-	0.1	0.1
7. Level linearity on the reference level range	✓	-	0.2	0.3
8. Level linearity including the level range control	✓	-	0.2	0.3
9. Tone burst response	✓	-	0.2	0.3
10. Peak C sound level	✓	-	0.2	0.35
11. Overload indication	✓	-	0.2	0.25
12. High level stability	✓	-	0.1	0.1

Continuation of Calibration Certificate

Cert. No. : ACL22289
Job No. : VC66AC0015
Pages : 2 of 8

Calibration Procedure : CP-AC-01

Calibration Method :

This equipment was calibrated by based on IEC-61672-3 (2013) Standard for sound level meter (SLM).

The SLM had tests to Acoustical and Electrical signal tests of frequency weighting with Anechoic chamber and Reference Standard Instruments.

For tests results of each items were made by observation of each Instruments display and also with SLM's display.

Condition of this result of calibration :

1. Reference Standard Instruments :

Instrument	Model	Serial No.	Cert. No.	Due Date
Waveform Generator	33210A	MY48017076	EF-0007-22	04-Feb-23
Waveform Generator	33511B	MY52302742	EF-0008-22	04-Feb-23
Digital Multimeter	33461A	MY53220104	EEL.BP. 04/0265	09-Feb-23
Digital Multimeter	33461A	MY53220076	EEL.BP. 03/0265	09-Feb-23
Digital Multimeter	34461A	MY60024273	EEL.BP. 05/0265	09-Feb-23
Programmable Attenuator	MAT-1070	62100114	EF-0009-22	07-Feb-23
Condenser Microphone	4180	2977900	AA-1013-22	24-Feb-23
Measuring Amplifier	NA-42KAI	34560495	AA-3005-22	22-Feb-23

2. This result of calibration was found accurate as shown on date and place of calibration for this calibrated item only.

3. This certificate is traceable to the international system of unit maintained at :

- 3.1 National Institute of Metrology (Thailand).
- 3.2 Thailand Institute of Scientific and Technological Research (TISTR).

Continuation of Calibration Certificate

Cert. No. : ACL22289
Job No. : VC66AC0015
Pages : 5 of 8

4. Electrical signal tests of frequency weightings

Weighting network response with relative to 1 kHz.

Frequency (Hz)	Deviation from various frequency weighting response curve (dB)		
	Flat	C-weight	A-weight Acceptance Limits
63	-0.1	-0.1	±2.0
125	-0.1	0.0	±1.5
250	0.0	-0.1	±1.5
500	0.0	0.0	±1.5
1000	0.0	0.0	±1.0
2000	0.0	0.0	±2.0
4000	0.0	0.0	±3.0
8000	0.0	0.0	±5.0

5. Frequency and time weightings at 1 kHz

5.1 Frequency weightings at 1 kHz

Frequency Weighting	Measured Value (dB)	Deviated Value (dB)	Acceptance Limits (dB)
A - weight	94.0	0.0	-
C - weight	94.0	0.0	± 0.2
Flat	94.0	0.0	± 0.2

5.2 Time weighting at 1 kHz

Frequency Weighting	Measured Value (dB)	Deviated Value (dB)	Acceptance Limits (dB)
Fast	94.0	0.0	-
Slow	94.0	0.0	± 0.1
Leq	94.0	0.0	± 0.1

6. Long - term stability

Frequency Weighting	SLM Display at initial (dB)	SLM Display at final (dB)	Deviated Value (dB)	Acceptance Limits (dB)
A - weight	94.0	94.0	0.0	± 0.3

QF-TS12-04-04-020664

T. Petch.

Continuation of Calibration Certificate

Cert. No. : ACL22289
Job No. : VC66AC0015
Pages : 4 of 8

Result of calibration :

1. Absolute sensitivity

Reference Acoustic Signal (dB)	Measured Value (dB)	Deviation (dB)	Acceptance Limit (dB)
93.9 (93.95)	93.9	0.0	±0.3

2. Self-generated noise

2.1 Normal test

Measured Value (dB)
13.8

2.2 The microphone of the sound level meter was replaced by electrical signal input device.

Frequency Weighting	Measured value (dB)
A - weight	9.9
C - weight	16.4
Flat	22.4

3. Acoustical signal tests of frequency weightings

Meter free-field acoustic response at a level of 84 dB

Frequency (Hz)	Deviation from various frequency weighting response curve (dB)		
	Flat	C-weight	A-weight Acceptance Limits
125	0.7	0.7	± 1.5
1000	0.0	0.0	± 1.0
8000	-3.2	-3.3	±5.0

QF-TS12-04-04-020664

T. Petch.

Continuation of Calibration Certificate

Cert. No. : ACL22289
Job No. : VC66AC0015
Pages : 7 of 8

8. Level linearity including the level range control

Range	Anticipated Value (dB)	Measured Value (dB)	Deviated Value (dB)	Acceptance Limits (dB)
Auto	94.0	94.0	0.0	±1.1

9. Tone burst response

Time Weighting	Tone burst duration, Tb (ms)	Cycle	Anticipated Value (dB)	Measured Value (dB)	Deviated Value (dB)	Acceptance Limits (dB)
Fast	0.25	1	108.0	107.9	-0.1	1.5 ; -5.0
	2	8	117.0	117.0	0.0	1.0 ; -2.5
	200	800	134.0	134.0	0.0	±1.0
Slow	2	8	108.0	108.0	0.0	1.5 ; -5.0
	200	800	127.6	127.6	0.0	±1.0
SFL	0.25	1	99.0	98.9	-0.1	1.5 ; -5.0
	2	8	108.0	108.0	0.0	1.0 ; -2.5
	200	800	128.0	128.0	0.0	±1.0

10. Peak C sound level

Number of cycle in test signal	Anticipated Value (dB)	Measured Value, Lepeak (dB)	Deviated Value (dB)	Acceptance Limits (dB)
Continuous	133.0	133.0	0.0	-
One	136.4	135.4	-1.0	±3.0

Number of cycle in test signal	Anticipated Value (dB)	Measured Value (dB)	Deviated Value (dB)	Acceptance Limits (dB)
Continuous	133.0	133.0	0.0	-
Positive half cycle	135.4	135.1	-0.3	±2.0
Negative half cycle	135.4	135.1	-0.3	±2.0

Continuation of Calibration Certificate

Cert. No. : ACL22289
Job No. : VC66AC0015
Pages : 6 of 8

7. Level linearity on the reference level range

Anticipated Value (dB)	Measured Value (dB)	Deviated Value (dB)	Acceptance Limits (dB)
137.0	137.0	0.0	±1.1
136.0	136.0	0.0	±1.1
135.0	135.0	0.0	±1.1
134.0	134.0	0.0	±1.1
133.0	132.9	-0.1	±1.1
132.0	131.9	-0.1	±1.1
131.0	130.9	-0.1	±1.1
129.0	128.9	-0.1	±1.1
124.0	123.9	-0.1	±1.1
119.0	119.0	0.0	±1.1
114.0	114.0	0.0	±1.1
109.0	109.0	0.0	±1.1
104.0	104.0	0.0	±1.1
99.0	99.0	0.0	±1.1
94.0	94.0	0.0	±1.1
89.0	89.0	0.0	±1.1
84.0	84.0	0.0	±1.1
79.0	79.0	0.0	±1.1
74.0	74.0	0.0	±1.1
69.0	69.0	0.0	±1.1
64.0	64.0	0.0	±1.1
59.0	59.0	0.0	±1.1
54.0	54.0	0.0	±1.1
49.0	49.0	0.0	±1.1
44.0	44.0	0.0	±1.1
39.0	39.0	0.0	±1.1
34.0	34.0	0.0	±1.1
30.0	29.9	-0.1	±1.1
29.0	28.9	-0.1	±1.1
28.0	28.0	0.0	±1.1
27.0	26.9	-0.1	±1.1
26.0	25.9	-0.1	±1.1
25.0	24.9	-0.1	±1.1



Calibration Certificate

Equipment : SOUND LEVEL METER
Manufacturer : RION
Model : NL-42/ Microphone UC-52 / Preamplifier NH-24
Serial No.: 00858518 / 158769 / 58770
ID No.: BKK_FS0108

Condition As Found : GOOD
Customer : ALS LABORATORY GROUP (THAILAND) CO., LTD.
104 PHATTHANAKAN 40, PHATTHANAKAN ROAD,
KHWAENG PHATTHANAKAN, KHET SUAN LUANG,
BANGKOK, 10250 THAILAND.

Location : -
Ambient Temperature : (23.0 ± 3) °C
Pressure : (101.3 ± 3) kPa
Relative Humidity : (50.0 ± 20) %
Received Date : 17 JANUARY 2023
Calibration Date : 19-20 JANUARY 2023
Date of Issue : 23 JANUARY 2023

Calibrated by : Nathakorn Pisutpaisan

Approved by :

This certificate is issued in accordance with the requirements of ISO/IEC 17025 standard, may not be reproduced other than in full, except with the prior written approval of the head of Calibration Laboratory.

11. Overload Indication

Measured value (dB)		Deviated Value (dB)	Acceptance Limits (dB)
Positive one-half cycle	Negative one-half cycle		
89.6	89.5	-0.1	±1.5

12. High level stability

Frequency Weighting	SLM Display at initial (dB)	SLM Display at final (dB)	Deviated Value (dB)	Acceptance Limits (dB)
A - weight	137.0	137.0	0.0	±0.3

The reported uncertainty is based on a standard uncertainty multiplied by coverage factor $k = 2$ or any value following calculation, providing a level of confidence of approximately 95 %

End of Calibration Certificate

Continuation of Calibration Certificate

Cert. No. : ACL23056
Job No. : VC66AC0026
Pages : 3 of 8

Summary of Measurement Result :

Parameter	Pass	Fail	Uncertainty (dB)	Maximum-permitted uncertainty of measurement (dB)
1. Absolute sensitivity	✓	-	0.2	N/A
2. Self-generated noise	✓	-	0.2	N/A
3. Acoustical signal tests of frequency weightings				
125 Hz	✓	-	0.3	0.6
1000 Hz	✓	-	0.3	0.6
8000 Hz	✓	-	0.3	0.7
4. Electrical signal tests of frequency weightings				
For 10 Hz to 4 kHz	✓	-	0.3	0.6
For > 4 kHz to 10 kHz	✓	-	0.3	0.7
For > 10 kHz to 20 kHz	-	-	-	1.0
5. Frequency and time weightings at 1 kHz	✓	-	0.2	0.2
6. Long - term stability	✓	-	0.1	0.1
7. Level linearity on the reference level range	✓	-	0.2	0.3
8. Level linearity including the level range control	✓	-	0.2	0.3
9. Tone burst response	✓	-	0.2	0.3
10. Peak C sound level	✓	-	0.2	0.35
11. Overload indication	✓	-	0.2	0.25
12. High level stability	✓	-	0.1	0.1

Continuation of Calibration Certificate

Cert. No. : ACL23056
Job No. : VC66AC0026
Pages : 2 of 8

Calibration Procedure : CP-AC-01

Calibration Method :

This equipment was calibrated by based on IEC-61672-3 (2013) Standard for sound level meter (SLM).

The SLM had tests to Acoustical and Electrical signal tests of frequency weighting with Anechoic chamber and Reference Standard Instruments.

For tests results of each items were made by observation of each Instruments display and also with SLM's display.

Condition of this result of calibration :

1. Reference Standard Instruments :

Instrument	Model	Serial No.	Cert. No.	Due Date
Waveform Generator	33210A	MY48017076	EF-0007-22	04-Feb-23
Waveform Generator	33511B	MY52302742	EF-0008-22	04-Feb-23
Digital Multimeter	33461A	MY53220104	EEL.BP. 04/0265	09-Feb-23
Digital Multimeter	33461A	MY53220076	EEL.BP. 03/0265	09-Feb-23
Digital Multimeter	34461A	MY60024273	EEL.BP. 05/0265	09-Feb-23
Programmable Attenuator	MAT-1070	62100114	EF-0009-22	07-Feb-23
Condenser Microphone	4180	2977900	AA-1013-22	24-Feb-23
Measuring Amplifier	NA-42KAI	34560495	AA-3005-22	22-Feb-23

2. This result of calibration was found accurate as shown on date and place of calibration for this calibrated item only.

3. This certificate is traceable to the international system of unit maintained at :

3.1 National Institute of Metrology (Thailand).

3.2 Thailand Institute of Scientific and Technological Research (TISTR).

Continuation of Calibration Certificate

Cert. No. : ACL23056
Job No. : VC66AC0026
Pages : 5 of 8

MM-N08

4. Electrical signal tests of frequency weightings

Weighting network response with relative to 1 kHz.

Frequency (Hz)	Deviation from various frequency weighting response curve (dB)		
	Flat	C-weight	A-weight
63	0.0	0.0	0.0
125	0.0	0.0	0.0
250	0.0	0.0	0.0
500	0.0	0.1	0.0
1000	0.0	0.0	0.0
2000	0.0	0.1	0.0
4000	0.0	0.1	0.0
8000	0.0	0.1	0.1

5. Frequency and time weightings at 1 kHz

5.1 Frequency weightings at 1 kHz

Frequency Weighting	Measured Value (dB)	Deviated Value (dB)	Acceptance Limits (dB)
A - weight	94.0	0.0	-
C - weight	94.0	0.0	± 0.2
Flat	94.0	0.0	± 0.2

5.2 Time weighting at 1 kHz

Frequency Weighting	Measured Value (dB)	Deviated Value (dB)	Acceptance Limits (dB)
Fast	94.0	0.0	-
Slow	94.0	0.0	± 0.1
Leq	94.0	0.0	± 0.1

6. Long - term stability

Frequency Weighting	SLM Display at initial (dB)	SLM Display at final (dB)	Deviated Value (dB)	Acceptance Limits (dB)
A - weight	94.0	94.1	0.1	± 0.3

QF-TS12-04-04-020664

QF-TS12-04-04-020664

Result of calibration :

1. Absolute sensitivity

Reference Acoustic Signal (dB)	Measured Value (dB)	Deviation (dB)	Acceptance Limit (dB)
93.9 (93.95)	93.9	0.0	±0.3

2. Self-generated noise

2.1 Normal test

Measured Value (dB)
17.2

2.2 The microphone of the sound level meter was replaced by electrical signal input device.

Frequency Weighting	Measured value (dB)
A - weight	14.8
C - weight	20.8
Flat	26.6

3. Acoustical signal tests of frequency weightings

Meter free-field acoustic response at a level of 84 dB

Frequency (Hz)	Deviation from various frequency weighting response curve (dB)		
	Flat	C-weight	A-weight
125	0.2	0.3	0.3
1000	0.0	0.0	0.0
8000	-0.8	-0.7	-0.7

u.32/46

7. P. P. P.

7. P. P. P.

Continuation of Calibration Certificate

Cert. No. : ACL23056
Job No. : VC66AC0026
Pages : 7 of 8

8. Level linearity including the level range control

Range	Anticipated Value (dB)	Measured Value (dB)	Deviated Value (dB)	Acceptance Limits (dB)
Auto	94.0	94.0	0.0	±1.1

9. Tone burst response

Time Weighting	Tone burst duration, Tb (ms)	Cycle	Anticipated Value (dB)	Measured Value (dB)	Deviated Value (dB)	Acceptance Limits (dB)
Fast	0.25	1	108.0	108.0	0.0	1.5 ; -5.0
	2	8	117.0	117.0	0.0	1.0 ; -2.5
	200	800	134.0	134.1	0.1	±1.0
Slow	2	8	108.0	108.0	0.0	1.5 ; -5.0
	200	800	127.6	127.6	0.0	±1.0
	0.25	1	99.0	98.9	-0.1	1.5 ; -5.0
SEL	2	8	108.0	108.0	0.0	1.0 ; -2.5
	200	800	128.0	128.1	0.1	±1.0

10. Peak C sound level

Number of cycle in test signal	Anticipated Value (dB)	Measured Value, L _{peak} (dB)	Deviated Value (dB)	Acceptance Limits (dB)
Continuous	133.0	133.0	0.0	-
One	136.4	136.2	-0.2	±3.0

Number of cycle in test signal	Anticipated Value (dB)	Measured Value (dB)	Deviated Value (dB)	Acceptance Limits (dB)
Continuous	133.0	132.9	-0.1	-
Positive half cycle	135.4	135.1	-0.3	±2.0
Negative half cycle	135.4	135.1	-0.3	±2.0

Continuation of Calibration Certificate

Cert. No. : ACL23056
Job No. : VC66AC0026
Pages : 6 of 8

7. Level linearity on the reference level range

Anticipated Value (dB)	Measured Value (dB)	Deviated Value (dB)	Acceptance Limits (dB)
137.0	137.0	0.0	±1.1
136.0	136.0	0.0	±1.1
135.0	135.0	0.0	±1.1
134.0	134.0	0.0	±1.1
133.0	133.0	0.0	±1.1
132.0	132.0	0.0	±1.1
131.0	131.0	0.0	±1.1
129.0	129.0	0.0	±1.1
124.0	124.0	0.0	±1.1
119.0	119.1	0.1	±1.1
114.0	114.0	0.0	±1.1
109.0	109.0	0.0	±1.1
104.0	104.0	0.0	±1.1
99.0	99.0	0.0	±1.1
94.0	94.0	0.0	±1.1
89.0	89.0	0.0	±1.1
84.0	84.0	0.0	±1.1
79.0	79.0	0.0	±1.1
74.0	74.0	0.0	±1.1
69.0	69.0	0.0	±1.1
64.0	64.0	0.0	±1.1
59.0	59.0	0.0	±1.1
54.0	54.0	0.0	±1.1
49.0	49.0	0.0	±1.1
44.0	44.0	0.0	±1.1
39.0	38.9	-0.1	±1.1
34.0	33.9	-0.1	±1.1
30.0	29.9	-0.1	±1.1
29.0	29.0	0.0	±1.1
28.0	27.9	-0.1	±1.1
27.0	26.9	-0.1	±1.1
26.0	25.9	-0.1	±1.1
25.0	24.8	-0.2	±1.1



Calibration Certificate

Equipment : SOUND LEVEL METER
Manufacturer : RION
Model : NL-42/ Microphone UC-52 / Preamplifier NH-24
Serial No.: 00858520 / 158771 / 58772
ID No.: BKK_FS0110
Condition As Found : GOOD
Customer : ALS LABORATORY GROUP (THAILAND) CO., LTD.
104 PHATTHANAKAN 40, PHATTHANAKAN ROAD,
KHWAEANG PHATTHANAKAN, KHET SUAN LUANG,
BANGKOK, 10250 THAILAND.

REVIEW BY: *Nathakorn P.*
APPROVED BY: *Signature*
NEXT CAL DATE: 3/1/24

Location :
Ambient Temperature : (23.0 ± 3) °C
Pressure : (101.3 ± 3) kPa
Relative Humidity : (50.0 ± 20) %
Received Date : 14 DECEMBER 2022
Calibration Date : 03-05 JANUARY 2023
Date of Issue : 06 JANUARY 2023

Calibrated by : Nathakorn Pisutpaisan

Approved by :

(

This certificate is issued in accordance with the requirements of ISO/IEC 17025 standard, may not be reproduced other than in full, except with the prior written approval of the head of Calibration Laboratory.

11. Overload indication

Measured value (dB)		Deviated Value (dB)	Acceptance Limits (dB)
Positive one-half cycle	Negative one-half cycle	-0.2	±1.5
89.7	89.5		

12. High level stability

Frequency Weighting	SLM Display at initial (dB)	SLM Display at final (dB)	Deviated Value (dB)	Acceptance Limits (dB)
A - weight	137.0	137.0	0.0	±0.3

The reported uncertainty is based on a standard uncertainty multiplied by coverage factor $k = 2$ or any value following calculation providing a level of confidence of approximately 95 %

End of Calibration Certificate

Signature

Continuation of Calibration Certificate

Cert. No. : ACL23004
Job No. : VC66AC0021
Pages : 3 of 8

Summary of Measurement Result :

Parameter	Pass	Fail	Uncertainty (dB)	Maximum-permitted uncertainty of measurement (dB)
1. Absolute sensitivity	✓	-	0.2	N/A
2. Self-generated noise	✓	-	0.2	N/A
3. Acoustical signal tests of frequency weightings				
125 Hz	✓	-	0.3	0.6
1000 Hz	✓	-	0.3	0.6
8000 Hz	✓	-	0.3	0.7
4. Electrical signal tests of frequency weightings				
For 10 Hz to 4 kHz	✓	-	0.3	0.6
For > 4 kHz to 10 kHz	✓	-	0.3	0.7
For > 10 kHz to 20 kHz	-	-	-	1.0
5. Frequency and time weightings at 1 kHz	✓	-	0.2	0.2
6. Long - term stability	✓	-	0.1	0.1
7. Level linearity on the reference level range	✓	-	0.2	0.3
8. Level linearity including the level range control	✓	-	0.2	0.3
9. Tone burst response	✓	-	0.2	0.3
10. Peak C sound level	✓	-	0.2	0.35
11. Overload indication	✓	-	0.2	0.25
12. High level stability	✓	-	0.1	0.1

Continuation of Calibration Certificate

Cert. No. : ACL23004
Job No. : VC66AC0021
Pages : 2 of 8

Calibration Procedure : CP-AC-01

Calibration Method :

This equipment was calibrated by based on IEC-61672-3 (2013) Standard for sound level meter (SLM).

The SLM had tests to Acoustical and Electrical signal tests of frequency weighting with Anechoic chamber and Reference Standard Instruments.

For tests results of each items were made by observation of each Instruments display and also with SLM's display.

Condition of this result of calibration :

1. Reference Standard Instruments :

Instrument	Model	Serial No.	Cert. No.	Due Date
Waveform Generator	33210A	MY48017076	EF-0007-22	04-Feb-23
Waveform Generator	33511B	MY52302742	EF-0008-22	04-Feb-23
Digital Multimeter	33461A	MY53220104	EEL.BP. 04/0265	09-Feb-23
Digital Multimeter	33461A	MY53220076	EEL.BP. 03/0265	09-Feb-23
Digital Multimeter	34461A	MY60024273	EEL.BP. 05/0265	09-Feb-23
Programmable Attenuator	MAT-1070	62100114	EF-0009-22	07-Feb-23
Condenser Microphone	4180	2977900	AA-1013-22	24-Feb-23
Measuring Amplifier	NA-42KAI	34560495	AA-3005-22	22-Feb-23

2. This result of calibration was found accurate as shown on date and place of calibration for this calibrated item only.

3. This certificate is traceable to the international system of unit maintained at :

3.1 National Institute of Metrology (Thailand).

3.2 Thailand Institute of Scientific and Technological Research (TISTR).

Continuation of Calibration Certificate

Cert. No. : ACL23004
Job No. : VC66AC0021
Pages : 5 of 8

4. Electrical signal tests of frequency weightings

Weighting network response with relative to 1 kHz.

Frequency (Hz)	Deviation from various frequency weighting response curve (dB)		
	Flat	C-weight	A-weight Acceptance Limits
63	0.0	-0.1	±2.0
125	0.0	0.0	±1.5
250	0.0	0.0	±1.5
500	0.0	0.0	±1.5
1000	0.0	0.0	±1.0
2000	0.0	0.1	±2.0
4000	0.0	0.0	±3.0
8000	0.0	0.1	±5.0

5. Frequency and time weightings at 1 kHz

5.1 Frequency weightings at 1 kHz

Frequency Weighting	Measured Value (dB)	Deviated Value (dB)	Acceptance Limits (dB)
A - weight	94.0	0.0	-
C - weight	94.0	0.0	± 0.2
Flat	94.0	0.0	± 0.2

5.2 Time weighting at 1 kHz

Frequency Weighting	Measured Value (dB)	Deviated Value (dB)	Acceptance Limits (dB)
Fast	94.0	0.0	-
Slow	94.0	0.0	± 0.1
Leq	94.0	0.0	± 0.1

6. Long - term stability

Frequency Weighting	SLM Display at initial (dB)	SLM Display at final (dB)	Deviated Value (dB)	Acceptance Limits (dB)
A - weight	94.0	94.0	0.0	± 0.3

QF-TS12-04-020664

T. Petch.

Continuation of Calibration Certificate

Cert. No. : ACL23004
Job No. : VC66AC0021
Pages : 4 of 8

Result of calibration :

1. Absolute sensitivity

Reference Acoustic Signal (dB)	Measured Value (dB)	Deviation (dB)	Acceptance Limit (dB)
93.9 (93.95)	93.9	0.0	±0.3

2. Self-generated noise

2.1 Normal test

Measured Value (dB)
16.1

2.2 The microphone of the sound level meter was replaced by electrical signal input device.

Frequency Weighting	Measured value (dB)
A - weight	12.5
C - weight	18.8
Flat	24.4

3. Acoustical signal tests of frequency weightings

Meter free-field acoustic response at a level of 84 dB

Frequency (Hz)	Deviation from various frequency weighting response curve (dB)		
	Flat	C-weight	A-weight Acceptance Limits
125	0.3	0.3	± 1.5
1000	0.0	0.0	± 1.0
8000	-1.4	-1.4	±5.0

QF-TS12-04-020664

T. Petch.

Continuation of Calibration Certificate

Cert. No. : ACL23004
Job No. : VC66AC0021
Pages : 7 of 8

MM-N08

8. Level linearity including the level range control

Range	Anticipated Value (dB)	Measured Value (dB)	Deviated Value (dB)	Acceptance Limits (dB)
Auto	94.0	94.0	0.0	± 1.1

9. Tone burst response

Time Weighting	Tone burst duration, Tb (ms)	Cycle	Anticipated Value (dB)	Measured Value (dB)	Deviated Value (dB)	Acceptance Limits (dB)
Fast	0.25	1	108.0	107.9	-0.1	1.5 ; -5.0
	2	8	117.0	117.0	0.0	1.0 ; -2.5
	200	800	134.0	134.1	0.1	± 1.0
Slow	2	8	108.0	108.0	0.0	1.5 ; -5.0
	200	800	127.6	127.6	0.0	± 1.0
	0.25	1	99.0	98.9	-0.1	1.5 ; -5.0
SEL	2	8	108.0	108.0	0.0	1.0 ; -2.5
	200	800	128.0	128.1	0.1	± 1.0

10. Peak C sound level

Number of cycle in test signal	Anticipated Value (dB)	Measured Value, L _{peak} (dB)	Deviated Value (dB)	Acceptance Limits (dB)
Continuous	133.0	133.0	0.0	-
One	136.4	135.3	-1.1	± 3.0

Number of cycle in test signal	Anticipated Value (dB)	Measured Value (dB)	Deviated Value (dB)	Acceptance Limits (dB)
Continuous	133.0	133.0	0.0	-
Positive half cycle	135.4	135.2	-0.2	± 2.0
Negative half cycle	135.4	135.2	-0.2	± 2.0

QF-TS12-04-04-020664

7. Ketcha

Continuation of Calibration Certificate

Cert. No. : ACL23004
Job No. : VC66AC0021
Pages : 6 of 8

7. Level linearity on the reference level range

Anticipated Value (dB)	Measured Value (dB)	Deviated Value (dB)	Acceptance Limits (dB)
137.0	137.0	0.0	± 1.1
136.0	136.0	0.0	± 1.1
135.0	135.0	0.0	± 1.1
134.0	134.0	0.0	± 1.1
133.0	133.0	0.0	± 1.1
132.0	132.0	0.0	± 1.1
131.0	131.0	0.0	± 1.1
129.0	129.0	0.0	± 1.1
124.0	124.0	0.0	± 1.1
119.0	119.0	0.0	± 1.1
114.0	114.0	0.0	± 1.1
109.0	109.0	0.0	± 1.1
104.0	104.0	0.0	± 1.1
99.0	99.0	0.0	± 1.1
94.0	94.0	0.0	± 1.1
89.0	89.0	0.0	± 1.1
84.0	84.0	0.0	± 1.1
79.0	79.0	0.0	± 1.1
74.0	74.0	0.0	± 1.1
69.0	69.0	0.0	± 1.1
64.0	64.0	0.0	± 1.1
59.0	59.0	0.0	± 1.1
54.0	54.0	0.0	± 1.1
49.0	49.0	0.0	± 1.1
44.0	44.0	0.0	± 1.1
39.0	39.0	0.0	± 1.1
34.0	33.9	-0.1	± 1.1
30.0	29.9	-0.1	± 1.1
29.0	28.9	-0.1	± 1.1
28.0	27.9	-0.1	± 1.1
27.0	26.9	-0.1	± 1.1
26.0	25.9	-0.1	± 1.1
25.0	24.8	-0.2	± 1.1

QF-TS12-04-04-020664

7. Ketcha

u.32/51



Calibration Certificate

Equipment : SOUND LEVEL METER
Manufacturer : RION
Model : NL-42/ Microphone UC-52 / Preamplifier NH-24
Serial No.: 00858525 / 170383 / 72889
ID No.: BKK_FS0115

Condition As Found : GOOD
Customer : ALS LABORATORY GROUP (THAILAND) CO., LTD.
104 PHATTHANAKAN 40, PHATTHANAKAN ROAD,
KHAENG PHATTHANAKAN, KHET SUAN LUANG,
BANGKOK, 10250 THAILAND.

Location :
Ambient Temperature : (23.0 ± 3) °C
Pressure : (101.3 ± 3) kPa
Relative Humidity : (50.0 ± 20) %
Received Date : 14 DECEMBER 2022
Calibration Date : 03-05 JANUARY 2023
Date of Issue : 06 JANUARY 2023

Calibrated by : Nathakorn Pisutpaisan

Approved by :

This certificate is issued in accordance with the requirements of ISO/IEC 17025 standard, may not be reproduced other than in full, except with the prior written approval of the head of Calibration Laboratory.

11. Overload indication

Measured value (dB)		Deviated Value (dB)	Acceptance Limits (dB)
Positive one-half cycle	89.6	89.7	±1.5
Negative one-half cycle		0.1	

12. High level stability

Frequency Weighting	SLM Display at initial (dB)	SLM Display at final (dB)	Deviated Value (dB)	Acceptance Limits (dB)
A - weight	137.0	137.0	0.0	±0.3

The reported uncertainty is based on a standard uncertainty multiplied by coverage factor $k = 2$ or any value following calculation, providing a level of confidence of approximately 95 %

End of Calibration Certificate

Continuation of Calibration Certificate

Cert. No. : ACL23005
Job No. : VC66AC0021
Pages : 3 of 8

Summary of Measurement Result :

Parameter	Pass	Fail	Uncertainty (dB)	Maximum-permitted uncertainty of measurement (dB)
1. Absolute sensitivity	✓	-	0.2	N/A
2. Self-generated noise	✓	-	0.2	N/A
3. Acoustical signal tests of frequency weightings				
125 Hz	✓	-	0.3	0.6
1000 Hz	✓	-	0.3	0.6
8000 Hz	✓	-	0.3	0.7
4. Electrical signal tests of frequency weightings				
For 10 Hz to 4 kHz	✓	-	0.3	0.6
For > 4 kHz to 10 kHz	✓	-	0.3	0.7
For > 10 kHz to 20 kHz	-	-	-	1.0
5. Frequency and time weightings at 1 kHz	✓	-	0.2	0.2
6. Long - term stability	✓	-	0.1	0.1
7. Level linearity on the reference level range	✓	-	0.2	0.3
8. Level linearity including the level range control	✓	-	0.2	0.3
9. Tone burst response	✓	-	0.2	0.3
10. Peak C sound level	✓	-	0.2	0.35
11. Overload indication	✓	-	0.2	0.25
12. High level stability	✓	-	0.1	0.1

Continuation of Calibration Certificate

Cert. No. : ACL23005
Job No. : VC66AC0021
Pages : 2 of 8

Calibration Procedure : CP-AC-01

Calibration Method :

This equipment was calibrated by based on IEC-61672-3 (2013) Standard for sound level meter (SLM).

The SLM had tests to Acoustical and Electrical signal tests of frequency weighting with Anechoic chamber and Reference Standard Instruments.

For tests results of each items were made by observation of each Instruments display and also with SLM's display.

Condition of this result of calibration :

1. Reference Standard Instruments :

Instrument	Model	Serial No.	Cert. No.	Due Date
Waveform Generator	33210A	MY48017076	EF-0007-22	04-Feb-23
Waveform Generator	33511B	MY52302742	EF-0008-22	04-Feb-23
Digital Multimeter	33461A	MY53220104	EEL.BP. 04/0265	09-Feb-23
Digital Multimeter	33461A	MY53220076	EEL.BP. 03/0265	09-Feb-23
Digital Multimeter	34461A	MY60024273	EEL.BP. 05/0265	09-Feb-23
Programmable Attenuator	MAT-1070	62100114	EF-0009-22	07-Feb-23
Condenser Microphone	4180	2977900	AA-1013-22	24-Feb-23
Measuring Amplifier	NA-42KAI	34560495	AA-3005-22	22-Feb-23

2. This result of calibration was found accurate as shown on date and place of calibration for this calibrated item only.

3. This certificate is traceable to the international system of unit maintained at :

3.1 National Institute of Metrology (Thailand).

3.2 Thailand Institute of Scientific and Technological Research (TISTR).

Continuation of Calibration Certificate

Cert. No. : ACL23005
Job No. : VC66AC0021
Pages : 5 of 8

4. Electrical signal tests of frequency weightings

Weighting network response with relative to 1 kHz.

Frequency (Hz)	Deviation from various frequency weighting response curve (dB)		
	Flat	C-weight	A-weight Acceptance Limits
63	0.0	-0.1	±2.0
125	-0.1	0.0	±1.5
250	0.0	0.0	±1.5
500	0.0	0.0	±1.5
1000	0.0	0.0	±1.0
2000	0.0	0.0	±2.0
4000	0.0	0.0	±3.0
8000	0.0	0.1	±5.0

5. Frequency and time weightings at 1 kHz

5.1 Frequency weightings at 1 kHz

Frequency Weighting	Measured Value (dB)	Deviated Value (dB)	Acceptance Limits (dB)
A - weight	94.0	0.0	-
C - weight	94.0	0.0	± 0.2
Flat	94.0	0.0	± 0.2

5.2 Time weighting at 1 kHz

Frequency Weighting	Measured Value (dB)	Deviated Value (dB)	Acceptance Limits (dB)
Fast	94.0	0.0	-
Slow	94.0	0.0	± 0.1
Leq	94.0	0.0	± 0.1

6. Long - term stability

Frequency Weighting	SLM Display at initial (dB)	SLM Display at final (dB)	Deviated Value (dB)	Acceptance Limits (dB)
A - weight	94.0	94.0	0.0	± 0.3

QF-TS12-04-04-020664

QF-TS12-04-04-020664

Result of calibration :

1. Absolute sensitivity

Reference Acoustic Signal (dB)	Measured Value (dB)	Deviation (dB)	Acceptance Limit (dB)
93.9 (93.95)	93.9	0.0	±0.3

2. Self-generated noise

2.1 Normal test

Measured Value (dB)
15.5

2.2 The microphone of the sound level meter was replaced by electrical signal input device.

Frequency Weighting	Measured value (dB)
A - weight	14.2
C - weight	20.4
Flat	25.9

3. Acoustical signal tests of frequency weightings

Meter free-field acoustic response at a level of 84 dB

Frequency (Hz)	Deviation from various frequency weighting response curve (dB)		
	Flat	C-weight	A-weight Acceptance Limits
125	0.2	0.3	± 1.5
1000	-0.1	-0.1	± 1.0
8000	-1.7	-1.6	±5.0

7. Ret

7. Ret

Continuation of Calibration Certificate

Cert. No. : ACL23005
Job No. : VC66AC0021
Pages : 7 of 8

MM-N08

8. Level linearity including the level range control

Range	Anticipated Value (dB)	Measured Value (dB)	Deviated Value (dB)	Acceptance Limits (dB)
Auto	94.0	94.0	0.0	± 1.1

9. Tone burst response

Time Weighting	Tone burst duration, Tb (ms)	Cycle	Anticipated Value (dB)	Measured Value (dB)	Deviated Value (dB)	Acceptance Limits (dB)
Fast	0.25	1	108.0	107.9	-0.1	1.5 ; -5.0
	2	8	117.0	117.0	0.0	1.0 ; -2.5
	200	800	134.0	134.0	0.0	± 1.0
Slow	2	8	108.0	108.0	0.0	1.5 ; -5.0
	200	800	127.6	127.6	0.0	± 1.0
	0.25	1	99.0	98.9	-0.1	1.5 ; -5.0
SEL	2	8	108.0	108.0	0.0	1.0 ; -2.5
	200	800	128.0	128.0	0.0	± 1.0

10. Peak C sound level

Number of cycle in test signal	Anticipated Value (dB)	Measured Value, L _{peak} (dB)	Deviated Value (dB)	Acceptance Limits (dB)
Continuous	133.0	133.0	0.0	-
One	136.4	136.4	0.0	± 3.0

Number of cycle in test signal	Anticipated Value (dB)	Measured Value (dB)	Deviated Value (dB)	Acceptance Limits (dB)
Continuous	133.0	133.0	0.0	-
Positive half cycle	135.4	135.1	-0.3	± 2.0
Negative half cycle	135.4	135.1	-0.3	± 2.0

QF-TS12-04-04-020664

P. Petcha-

Continuation of Calibration Certificate

Cert. No. : ACL23005
Job No. : VC66AC0021
Pages : 6 of 8

7. Level linearity on the reference level range

Anticipated Value (dB)	Measured Value (dB)	Deviated Value (dB)	Acceptance Limits (dB)
137.0	137.0	0.0	± 1.1
136.0	136.0	0.0	± 1.1
135.0	135.0	0.0	± 1.1
134.0	134.0	0.0	± 1.1
133.0	133.0	0.0	± 1.1
132.0	132.0	0.0	± 1.1
131.0	131.0	0.0	± 1.1
129.0	129.0	0.0	± 1.1
124.0	124.0	0.0	± 1.1
119.0	119.0	0.0	± 1.1
114.0	114.0	0.0	± 1.1
109.0	109.0	0.0	± 1.1
104.0	104.0	0.0	± 1.1
99.0	99.0	0.0	± 1.1
94.0	94.0	0.0	± 1.1
89.0	89.0	0.0	± 1.1
84.0	84.1	0.1	± 1.1
79.0	79.0	0.0	± 1.1
74.0	74.1	0.1	± 1.1
69.0	69.0	0.0	± 1.1
64.0	64.0	0.0	± 1.1
59.0	59.0	0.0	± 1.1
54.0	54.0	0.0	± 1.1
49.0	49.0	0.0	± 1.1
44.0	44.0	0.0	± 1.1
39.0	39.0	0.0	± 1.1
34.0	34.0	0.0	± 1.1
30.0	30.0	0.0	± 1.1
29.0	29.0	0.0	± 1.1
28.0	28.0	0.0	± 1.1
27.0	27.0	0.0	± 1.1
26.0	26.0	0.0	± 1.1
25.0	25.0	0.0	± 1.1

QF-TS12-04-04-020664

P. Petcha-

u.32/55

Continuation of Calibration Certificate

Cert. No. : ACL23005
Job No. : VC66AC0021
Pages : 8 of 8

11. Overload indication

Measured value (dB)		Deviated Value (dB)	Acceptance Limits (dB)
Positive one-half cycle	Negative one-half cycle		
89.5	89.5	0.0	±1.5

12. High level stability

Frequency Weighting	SLM Display at initial (dB)	SLM Display at final (dB)	Deviated Value (dB)	Acceptance Limits (dB)
A - weight	137.0	137.0	0.0	±0.3

The reported uncertainty is based on a standard uncertainty multiplied by coverage factor $k = 2$ or any value following calculation, providing a level of confidence of approximately 95 %

End of Calibration Certificate

QF-TS12-04-04-020664

Cert. No. : ACL23006
Pages : 1 of 8

Calibration Certificate

Equipment : SOUND LEVEL METER
Manufacturer : RION
Model : NL-42 / Microphone UC-52 / Preamplifier NH-24
Serial No.: 00858526 / 175176 / 85721
ID No.: BKK_FS0116

Condition As Found : GOOD

Customer : ALS LABORATORY GROUP (THAILAND) CO., LTD.
104 PHATTHANAKAN 40, PHATTHANAKAN ROAD,
KHAENG PHATTHANAKAN, KHET SUAN LUANG,
BANGKOK, 10250 THAILAND.

Location :
Ambient Temperature : (23.0 ± 3) °C
Pressure : (101.3 ± 3) kPa
Relative Humidity : (50.0 ± 20) %

Received Date : 14 DECEMBER 2022
Calibration Date : 03-05 JANUARY 2023
Date of Issue : 06 JANUARY 2023

Calibrated by : Nathakorn Pisutpaisan

Approved by :

This certificate is issued in accordance with the requirements of ISO/IEC 17025 standard, may not be reproduced other than in full, except with the prior written approval of the head of Calibration Laboratory.

QF-TS12-04-04-020664

Continuation of Calibration Certificate

Cert. No. : ACL23006
Job No. : VC66AC0021
Pages : 3 of 8

Summary of Measurement Result :

Parameter	Pass	Fail	Uncertainty (dB)	Maximum-permitted uncertainty of measurement (dB)
1. Absolute sensitivity	✓	-	0.2	N/A
2. Self-generated noise	✓	-	0.2	N/A
3. Acoustical signal tests of frequency weightings				
125 Hz	✓	-	0.3	0.6
1000 Hz	✓	-	0.3	0.6
8000 Hz	✓	-	0.3	0.7
4. Electrical signal tests of frequency weightings				
For 10 Hz to 4 kHz	✓	-	0.3	0.6
For > 4 kHz to 10 kHz	✓	-	0.3	0.7
For > 10 kHz to 20 kHz	-	-	-	1.0
5. Frequency and time weightings at 1 kHz	✓	-	0.2	0.2
6. Long - term stability	✓	-	0.1	0.1
7. Level linearity on the reference level range	✓	-	0.2	0.3
8. Level linearity including the level range control	✓	-	0.2	0.3
9. Tone burst response	✓	-	0.2	0.3
10. Peak C sound level	✓	-	0.2	0.35
11. Overload indication	✓	-	0.2	0.25
12. High level stability	✓	-	0.1	0.1

Continuation of Calibration Certificate

Cert. No. : ACL23006
Job No. : VC66AC0021
Pages : 2 of 8

Calibration Procedure : CP-AC-01

Calibration Method :

This equipment was calibrated by based on IEC-61672-3 (2013) Standard for sound level meter (SLM).

The SLM had tests to Acoustical and Electrical signal tests of frequency weighting with Anechoic chamber and Reference Standard Instruments.

For tests results of each items were made by observation of each Instruments display and also with SLM's display.

Condition of this result of calibration :

1. Reference Standard Instruments :

Instrument	Model	Serial No.	Cert. No.	Due Date
Waveform Generator	33210A	MY48017076	EF-0007-22	04-Feb-23
Waveform Generator	33511B	MY52302742	EF-0008-22	04-Feb-23
Digital Multimeter	33461A	MY53220104	EEL.BP. 04/0265	09-Feb-23
Digital Multimeter	33461A	MY53220076	EEL.BP. 03/0265	09-Feb-23
Digital Multimeter	34461A	MY60024273	EEL.BP. 05/0265	09-Feb-23
Programmable Attenuator	MAT-1070	62100114	EF-0009-22	07-Feb-23
Condenser Microphone	4180	2977900	AA-1013-22	24-Feb-23
Measuring Amplifier	NA-42KAI	34560495	AA-3005-22	22-Feb-23

2. This result of calibration was found accurate as shown on date and place of calibration for this calibrated item only.

3. This certificate is traceable to the international system of unit maintained at :

- 3.1 National Institute of Metrology (Thailand).
- 3.2 Thailand Institute of Scientific and Technological Research (TISTR).

Continuation of Calibration Certificate

Cert. No. : ACL23006
Job No. : VC66AC0021
Pages : 5 of 8

4. Electrical signal tests of frequency weightings

Weighting network response with relative to 1 kHz

Frequency (Hz)	Deviation from various frequency weighting response curve (dB)		
	Flat	C-weight	A-weight Limits
63	0.0	-0.1	±2.0
125	0.0	0.0	±1.5
250	0.0	0.0	±1.5
500	0.0	0.0	±1.5
1000	0.0	0.0	±1.0
2000	0.0	0.0	±2.0
4000	0.0	0.0	±3.0
8000	0.0	0.1	±5.0

5. Frequency and time weightings at 1 kHz

5.1 Frequency weightings at 1 kHz

Frequency Weighting	Measured Value (dB)	Deviated Value (dB)	Acceptance Limits (dB)
A - weight	94.0	0.0	-
C - weight	94.0	0.0	± 0.2
Flat	94.0	0.0	± 0.2

5.2 Time weighting at 1 kHz

Frequency Weighting	Measured Value (dB)	Deviated Value (dB)	Acceptance Limits (dB)
Fast	94.0	0.0	-
Slow	94.0	0.0	± 0.1
Leq	94.0	0.0	± 0.1

6. Long - term stability

Frequency Weighting	SLM Display at initial (dB)	SLM Display at final (dB)	Deviated Value (dB)	Acceptance Limits (dB)
A - weight	94.0	94.0	0.0	± 0.3

Continuation of Calibration Certificate

Cert. No. : ACL23006
Job No. : VC66AC0021
Pages : 4 of 8

Result of calibration :

1. Absolute sensitivity

Reference Acoustic Signal (dB)	Measured Value (dB)	Deviation (dB)	Acceptance Limit (dB)
93.9 (93.95)	93.9	0.0	±0.3

2. Self-generated noise

2.1 Normal test

Measured Value (dB)
15.4

2.2 The microphone of the sound level meter was replaced by electrical signal input device.

Frequency Weighting	Measured value (dB)
A - weight	13.4
C - weight	19.9
Flat	25.5

3. Acoustical signal tests of frequency weightings

Meter free-field acoustic response at a level of 84 dB

Frequency (Hz)	Deviation from various frequency weighting response curve (dB)		
	Flat	C-weight	A-weight Limits
125	0.0	0.1	± 1.5
1000	0.1	0.1	± 1.0
8000	1.3	1.4	±5.0

Continuation of Calibration Certificate

Cert. No. : ACL23006
Job No. : VC66AC0021
Pages : 7 of 8

8. Level linearity including the level range control

Range	Anticipated Value (dB)	Measured Value (dB)	Deviated Value (dB)	Acceptance Limits (dB)
Auto	94.0	94.0	0.0	±1.1

9. Tone burst response

Time Weighting	Tone burst duration, Tb (ms)	Cycle	Anticipated Value (dB)	Measured Value (dB)	Deviated Value (dB)	Acceptance Limits (dB)
Fast	0.25	1	108.0	107.9	-0.1	1.5 ; -5.0
	2	8	117.0	117.0	0.0	1.0 ; -2.5
	200	800	134.0	134.0	0.0	±1.0
Slow	2	8	108.0	108.0	0.0	1.5 ; -5.0
	200	800	127.6	127.6	0.0	±1.0
	0.25	1	99.0	98.9	-0.1	1.5 ; -5.0
SEL	2	8	108.0	108.0	0.0	1.0 ; -2.5
	200	800	128.0	128.0	0.0	±1.0

10. Peak C sound level

Number of cycle in test signal	Anticipated Value (dB)	Measured Value, L _{peak} (dB)	Deviated Value (dB)	Acceptance Limits (dB)
Continuous	133.0	133.0	0.0	-
One	136.4	136.0	-0.4	±3.0

Number of cycle in test signal	Anticipated Value (dB)	Measured Value (dB)	Deviated Value (dB)	Acceptance Limits (dB)
Continuous	133.0	133.0	0.0	-
Positive half cycle	135.4	135.2	-0.2	±2.0
Negative half cycle	135.4	135.2	-0.2	±2.0

Continuation of Calibration Certificate

Cert. No. : ACL23006
Job No. : VC66AC0021
Pages : 6 of 8

7. Level linearity on the reference level range

Anticipated Value (dB)	Measured Value (dB)	Deviated Value (dB)	Acceptance Limits (dB)
137.0	137.0	0.0	±1.1
136.0	136.0	0.0	±1.1
135.0	135.0	0.0	±1.1
134.0	134.0	0.0	±1.1
133.0	133.0	0.0	±1.1
132.0	132.0	0.0	±1.1
131.0	131.0	0.0	±1.1
129.0	129.0	0.0	±1.1
124.0	124.0	0.0	±1.1
119.0	119.0	0.0	±1.1
114.0	114.0	0.0	±1.1
109.0	109.0	0.0	±1.1
104.0	104.0	0.0	±1.1
99.0	99.0	0.0	±1.1
94.0	94.0	0.0	±1.1
89.0	89.1	0.1	±1.1
84.0	84.1	0.1	±1.1
79.0	79.1	0.1	±1.1
74.0	74.1	0.1	±1.1
69.0	69.1	0.1	±1.1
64.0	64.0	0.0	±1.1
59.0	59.1	0.1	±1.1
54.0	54.0	0.0	±1.1
49.0	49.0	0.0	±1.1
44.0	44.0	0.0	±1.1
39.0	39.0	0.0	±1.1
34.0	34.0	0.0	±1.1
30.0	30.0	0.0	±1.1
29.0	29.0	0.0	±1.1
28.0	28.0	0.0	±1.1
27.0	27.0	0.0	±1.1
26.0	25.9	-0.1	±1.1
25.0	24.9	-0.1	±1.1

SITHIPORN ASSOCIATES CO.,LTD. CALIBRATION LABORATORY

451-451/1 Sitrinthorn Rd, Bangbunmu, Bangplud Bangkok 10700 THAILAND.
Tel.0-2435-8800 Fax.0-2433-1679 e-mail:cal-center@sithiporn.com http://www.sithiporn.com



Cert. No. : ACL23007
Pages : 1 of 8

Calibration Certificate

Equipment : SOUND LEVEL METER
Manufacturer : RION
Model : NL-42/ Microphone UC-52 / Preamplifier NH-24
Serial No.: 00858527 / 158778 / 58779
ID No.: BKK_FS0117

Condition As Found : GOOD

Customer : ALS LABORATORY GROUP (THAILAND) CO., LTD.
104 PHATTHANAKAN 40, PHATTHANAKAN ROAD,
KHAENG PHATTHANAKAN, KHET SUAN LUANG,
BANGKOK, 10250 THAILAND.

Location : _____
Ambient Temperature : (23.0 ± 3) °C
Pressure : (101.3 ± 3) kPa
Relative Humidity : (50.0 ± 20) %

Received Date : 14 DECEMBER 2022
Calibration Date : 03-05 JANUARY 2023
Date of Issue : 06 JANUARY 2023

Calibrated by : Nathakorn Pisutpaisan

Approved by : _____

This certificate is issued in accordance with the requirements of ISO/IEC 17025 standard, may not be reproduced other than in full, except with the prior written approval of the head of Calibration Laboratory.

QF-TS12-04-04-020664

SITHIPORN associates SITHIPORN ASSOCIATES CO.,LTD. CALIBRATION LABORATORY

Continuation of Calibration Certificate

Cert. No. : ACL23006
Job No. : VC66AC0021
Pages : 8 of 8

11. Overload indication

Measured value (dB)		Deviated Value (dB)	Acceptance Limits (dB)
Positive one-half cycle	Negative one-half cycle		
89.6	89.6	0.0	±1.5

12. High level stability

Frequency Weighting	SLM Display at initial (dB)	SLM Display at final (dB)	Deviated Value (dB)	Acceptance Limits (dB)
A - weight	137.0	137.0	0.0	±0.3

The reported uncertainty is based on a standard uncertainty multiplied by coverage factor $k = 2$ or any value following calculation, providing a level of confidence of approximately 95 %

_____ End of Calibration Certificate

QF-TS12-04-04-020664

5 P. 11

Continuation of Calibration Certificate

Cert. No. : ACL23007
Job No. : VC66AC0021
Pages : 3 of 8

Summary of Measurement Result :

Parameter	Pass	Fail	Uncertainty (dB)	Maximum-permitted uncertainty of measurement (dB)
1. Absolute sensitivity	✓	-	0.2	N/A
2. Self-generated noise	✓	-	0.2	N/A
3. Acoustical signal tests of frequency weightings				
125 Hz	✓	-	0.3	0.6
1000 Hz	✓	-	0.3	0.6
8000 Hz	✓	-	0.3	0.7
4. Electrical signal tests of frequency weightings				
For 10 Hz to 4 kHz	✓	-	0.3	0.6
For > 4 kHz to 10 kHz	✓	-	0.3	0.7
For > 10 kHz to 20 kHz	-	-	-	1.0
5. Frequency and time weightings at 1 kHz	✓	-	0.2	0.2
6. Long - term stability	✓	-	0.1	0.1
7. Level linearity on the reference level range	✓	-	0.2	0.3
8. Level linearity including the level range control	✓	-	0.2	0.3
9. Tone burst response	✓	-	0.2	0.3
10. Peak C sound level	✓	-	0.2	0.35
11. Overload indication	✓	-	0.2	0.25
12. High level stability	✓	-	0.1	0.1

Continuation of Calibration Certificate

Cert. No. : ACL23007
Job No. : VC66AC0021
Pages : 2 of 8

Calibration Procedure : CP-AC-01

Calibration Method :

This equipment was calibrated by based on IEC-61672-3 (2013) Standard for sound level meter (SLM).

The SLM had tests to Acoustical and Electrical signal tests of frequency weighting with Anechoic chamber and Reference Standard Instruments.

For tests results of each items were made by observation of each Instruments display and also with SLM's display.

Condition of this result of calibration :

1. Reference Standard Instruments :

Instrument	Model	Serial No.	Cert. No.	Due Date
Waveform Generator	33210A	MY48017076	EF-0007-22	04-Feb-23
Waveform Generator	33511B	MY52302742	EF-0008-22	04-Feb-23
Digital Multimeter	33461A	MY53220104	EEL.BP. 04/0265	09-Feb-23
Digital Multimeter	33461A	MY53220076	EEL.BP. 03/0265	09-Feb-23
Digital Multimeter	34461A	MY60024273	EEL.BP. 05/0265	09-Feb-23
Programmable Attenuator	MAT-1070	62100114	EF-0009-22	07-Feb-23
Condenser Microphone	4180	2977900	AA-1013-22	24-Feb-23
Measuring Amplifier	NA-42KAI	34560495	AA-3005-22	22-Feb-23

2. This result of calibration was found accurate as shown on date and place of calibration for this calibrated item only.

3. This certificate is traceable to the international system of unit maintained at :

- 3.1 National Institute of Metrology (Thailand).
- 3.2 Thailand Institute of Scientific and Technological Research (TISTR).

Continuation of Calibration Certificate

Cert. No. : ACL23007
Job No. : VC66AC0021
Pages : 5 of 8

4. Electrical signal tests of frequency weightings

Weighting network response with relative to 1 kHz.

Frequency (Hz)	Deviation from various frequency weighting response curve (dB)		
	Flat	C-weight	A-weight Limits
63	0.0	0.0	±2.0
125	0.0	0.1	±1.5
250	0.0	0.0	±1.5
500	0.0	0.1	±1.5
1000	0.0	0.0	±1.0
2000	0.0	0.1	±2.0
4000	0.0	0.1	±3.0
8000	0.1	0.1	±5.0

5. Frequency and time weightings at 1 kHz

5.1 Frequency weightings at 1 kHz

Frequency Weighting	Measured Value (dB)	Deviated Value (dB)	Acceptance Limits (dB)
A - weight	94.0	0.0	-
C - weight	94.0	0.0	± 0.2
Flat	94.0	0.0	± 0.2

5.2 Time weighting at 1 kHz

Frequency Weighting	Measured Value (dB)	Deviated Value (dB)	Acceptance Limits (dB)
Fast	94.0	0.0	-
Slow	94.0	0.0	± 0.1
Leq	94.0	0.0	± 0.1

6. Long - term stability

Frequency Weighting	SLM Display at initial (dB)	SLM Display at final (dB)	Deviated Value (dB)	Acceptance Limits (dB)
A - weight	94.0	94.1	0.1	± 0.3

Continuation of Calibration Certificate

Cert. No. : ACL23007
Job No. : VC66AC0021
Pages : 4 of 8

Result of calibration :

1. Absolute sensitivity

Reference Acoustic Signal (dB)	Measured Value (dB)	Deviation (dB)	Acceptance Limit (dB)
93.9 (93.95)	93.9	0.0	±0.3

2. Self-generated noise

2.1 Normal test

Measured Value (dB)
17.1

2.2 The microphone of the sound level meter was replaced by electrical signal input device.

Frequency Weighting	Measured value (dB)
A - weight	15.8
C - weight	22.0
Flat	27.6

3. Acoustical signal tests of frequency weightings

Meter free-field acoustic response at a level of 84 dB

Frequency (Hz)	Deviation from various frequency weighting response curve (dB)		
	Flat	C-weight	A-weight Limits
125	1.1	1.1	± 1.5
1000	0.2	0.2	± 1.0
8000	-1.6	-1.5	±5.0

Continuation of Calibration Certificate

Cert. No. : ACL23007
Job No. : VC66AC0021
Pages : 7 of 8

8. Level linearity including the level range control

Range	Anticipated Value (dB)	Measured Value (dB)	Deviated Value (dB)	Acceptance Limits (dB)
Auto	94.0	94.0	0.0	±1.1

9. Tone burst response

Time Weighting	Tone burst duration, Tb (ms)	Cycle	Anticipated Value (dB)	Measured Value (dB)	Deviated Value (dB)	Acceptance Limits (dB)
Fast	0.25	1	108.0	108.0	0.0	1.5 ; -5.0
	2	8	117.0	117.0	0.0	1.0 ; -2.5
Slow	200	800	134.0	134.1	0.1	±1.0
	2	8	108.0	108.0	0.0	1.5 ; -5.0
SEL	200	800	127.6	127.6	0.0	±1.0
	0.25	1	99.0	98.9	-0.1	1.5 ; -5.0
	2	8	108.0	108.0	0.0	1.0 ; -2.5
	200	800	128.0	128.1	0.1	±1.0

10. Peak C sound level

Number of cycle in test signal	Anticipated Value (dB)	Measured Value, L _{peak} (dB)	Deviated Value (dB)	Acceptance Limits (dB)
Continuous	133.0	133.0	0.0	-
One	136.4	135.6	-0.8	±3.0

Number of cycle in test signal	Anticipated Value (dB)	Measured Value (dB)	Deviated Value (dB)	Acceptance Limits (dB)
Continuous	133.0	133.0	0.0	-
Positive half cycle	135.4	135.1	-0.3	±2.0
Negative half cycle	135.4	135.1	-0.3	±2.0

Continuation of Calibration Certificate

Cert. No. : ACL23007
Job No. : VC66AC0021
Pages : 6 of 8

7. Level linearity on the reference level range

Anticipated Value (dB)	Measured Value (dB)	Deviated Value (dB)	Acceptance Limits (dB)
137.0	137.0	0.0	±1.1
136.0	136.0	0.0	±1.1
135.0	135.0	0.0	±1.1
134.0	134.0	0.0	±1.1
133.0	133.0	0.0	±1.1
132.0	132.0	0.0	±1.1
131.0	131.0	0.0	±1.1
129.0	129.0	0.0	±1.1
124.0	124.0	0.0	±1.1
119.0	119.1	0.1	±1.1
114.0	114.0	0.0	±1.1
109.0	109.0	0.0	±1.1
104.0	104.1	0.1	±1.1
99.0	99.0	0.0	±1.1
94.0	94.0	0.0	±1.1
89.0	89.0	0.0	±1.1
84.0	84.0	0.0	±1.1
79.0	79.0	0.0	±1.1
74.0	74.0	0.0	±1.1
69.0	69.0	0.0	±1.1
64.0	64.0	0.0	±1.1
59.0	59.0	0.0	±1.1
54.0	54.0	0.0	±1.1
49.0	49.0	0.0	±1.1
44.0	44.0	0.0	±1.1
39.0	39.0	0.0	±1.1
34.0	34.0	0.0	±1.1
30.0	29.9	-0.1	±1.1
29.0	28.9	-0.1	±1.1
28.0	27.9	-0.1	±1.1
27.0	26.9	-0.1	±1.1
26.0	25.9	-0.1	±1.1
25.0	25.0	0.0	±1.1

Calibration Certificate

Equipment : SOUND LEVEL METER
Manufacturer : RION
Model : NL-42/ Microphone UC-52 / Preamplifier NH-24
Serial No.: 00572552 / 170384 / 72890
ID No.: BKK_FS0877

Condition As Found : GOOD
Customer : ALS LABORATORY GROUP (THAILAND) CO., LTD.
104 PHATTHANAKAN 40, PHATTHANAKAN ROAD,
KHAENG PHATTHANAKAN, KHET SUAN LUANG,
BANGKOK, 10250 THAILAND.

Location :
Ambient Temperature : (23.0 ± 3) °C
Pressure : (101.3 ± 3) kPa
Relative Humidity : (50.0 ± 20) %
Received Date : 11 OCTOBER 2022
Calibration Date : 25-26 OCTOBER 2022
Date of Issue : 27 OCTOBER 2022

Calibrated by : Nathakorn Pisutpausan

Approved by :

(

This certificate is issued in accordance with the requirements of ISO/IEC 17025 standard, may not be reproduced other than in full, except with the prior written approval of the head of Calibration Laboratory.

11. Overload indication

Measured value (dB)		Deviated Value (dB)	Acceptance Limits (dB)
Positive one-half cycle	Negative one-half cycle	-0.1	±1.5
89.6	89.5		

12. High level stability

Frequency Weighting	SLM Display at initial (dB)	SLM Display at final (dB)	Deviated Value (dB)	Acceptance Limits (dB)
A - weight	137.0	137.0	0.0	±0.3

The reported uncertainty is based on a standard uncertainty multiplied by coverage factor $k = 2$ or any value following calculation providing a level of confidence of approximately 95 %

End of Calibration Certificate

Continuation of Calibration Certificate

Cert. No. : ACL22244
Job No. : VC65AC0090
Pages : 3 of 8

Summary of Measurement Result :

Parameter	Pass	Fail	Uncertainty (dB)	Maximum-permitted uncertainty of measurement (dB)
1. Absolute sensitivity	✓	-	0.2	N/A
2. Self-generated noise	✓	-	0.2	N/A
3. Acoustical signal tests of frequency weightings				
125 Hz	✓	-	0.3	0.6
1000 Hz	✓	-	0.3	0.6
8000 Hz	✓	-	0.3	0.7
4. Electrical signal tests of frequency weightings				
For 10 Hz to 4 kHz	✓	-	0.3	0.6
For > 4 kHz to 10 kHz	✓	-	0.3	0.7
For > 10 kHz to 20 kHz	-	-	-	1.0
5. Frequency and time weightings at 1 kHz	✓	-	0.2	0.2
6. Long - term stability	✓	-	0.1	0.1
7. Level linearity on the reference level range	✓	-	0.2	0.3
8. Level linearity including the level range control	✓	-	0.2	0.3
9. Tone burst response	✓	-	0.2	0.3
10. Peak C sound level	✓	-	0.2	0.35
11. Overload indication	✓	-	0.2	0.25
12. High level stability	✓	-	0.1	0.1

Continuation of Calibration Certificate

Cert. No. : ACL22244
Job No. : VC65AC0090
Pages : 2 of 8

Calibration Procedure : CP-AC-01

Calibration Method :

This equipment was calibrated by based on IEC-61672-3 (2013) Standard for sound level meter (SLM).

The SLM had tests to Acoustical and Electrical signal tests of frequency weighting with Anechoic chamber and Reference Standard Instruments.

For tests results of each items were made by observation of each Instruments display and also with SLM's display.

Condition of this result of calibration :

1. Reference Standard Instruments :

Instrument	Model	Serial No.	Cert. No.	Due Date
Waveform Generator	33210A	MY48017076	EF-0007-22	04-Feb-23
Waveform Generator	33511B	MY52302742	EF-0008-22	04-Feb-23
Digital Multimeter	33461A	MY53220104	EEL.BP. 04/0265	09-Feb-23
Digital Multimeter	33461A	MY53220076	EEL.BP. 03/0265	09-Feb-23
Digital Multimeter	34461A	MY60024273	EEL.BP. 05/0265	09-Feb-23
Programmable Attenuator	MAT-1070	62100114	EF-0009-22	07-Feb-23
Condenser Microphone	4180	2977900	AA-1013-22	24-Feb-23
Measuring Amplifier	NA-42KAI	34560495	AA-3005-22	22-Feb-23

2. This result of calibration was found accurate as shown on date and place of calibration for this calibrated item only.

3. This certificate is traceable to the international system of unit maintained at :

3.1 National Institute of Metrology (Thailand).

3.2 Thailand Institute of Scientific and Technological Research (TISTR).

Continuation of Calibration Certificate

Cert. No. : ACL22244
Job No. : VC65AC0090
Pages : 5 of 8

4. Electrical signal tests of frequency weightings

Weighting network response with relative to 1 kHz.

Frequency (Hz)	Deviation from various frequency weighting response curve (dB)		
	Flat	C-weight	A-weight Limits
63	0.0	0.0	±2.0
125	0.0	0.0	±1.5
250	0.0	0.0	±1.5
500	0.0	0.0	-0.1
1000	0.0	0.0	0.0
2000	0.0	0.0	0.0
4000	0.0	0.0	0.0
8000	0.0	0.1	0.1

5. Frequency and time weightings at 1 kHz

5.1 Frequency weightings at 1 kHz

Frequency Weighting	Measured Value (dB)	Deviated Value (dB)	Acceptance Limits (dB)
A - weight	94.0	0.0	-
C - weight	94.0	0.0	± 0.2
Flat	94.0	0.0	± 0.2

5.2 Time weighting at 1 kHz

Frequency Weighting	Measured Value (dB)	Deviated Value (dB)	Acceptance Limits (dB)
Fast	94.0	0.0	-
Slow	94.0	0.0	± 0.1
Leq	94.0	0.0	± 0.1

6. Long - term stability

Frequency Weighting	SLM Display at initial (dB)	SLM Display at final (dB)	Deviated Value (dB)	Acceptance Limits (dB)
A - weight	94.0	94.0	0.0	± 0.3

QF-TS12-04-04-020664

QF-TS12-04-04-020664

Continuation of Calibration Certificate

Cert. No. : ACL22244
Job No. : VC65AC0090
Pages : 4 of 8

Result of calibration :

1. Absolute sensitivity

Reference Acoustic Signal (dB)	Measured Value (dB)	Deviation (dB)	Acceptance Limit (dB)
93.9 (93.95)	93.9	0.0	±0.3

2. Self-generated noise

2.1 Normal test

Measured Value (dB)
14.8

2.2 The microphone of the sound level meter was replaced by electrical signal input device.

Frequency Weighting	Measured value (dB)
A - weight	11.6
C - weight	17.5
Flat	23.3

3. Acoustical signal tests of frequency weightings

Meter free-field acoustic response at a level of 84 dB

Frequency (Hz)	Deviation from various frequency weighting response curve (dB)		
	Flat	C-weight	A-weight Limits
125	0.3	0.4	± 1.5
1000	-0.1	-0.1	± 1.0
8000	-1.7	-1.6	±5.0

Continuation of Calibration Certificate

Cert. No. : ACL22244
Job No. : VC65AC0090
Pages : 7 of 8

MM-N08

8. Level linearity including the level range control

Range	Anticipated Value (dB)	Measured Value (dB)	Deviated Value (dB)	Acceptance Limits (dB)
Auto	94.0	94.0	0.0	±1.1

9. Tone burst response

Time Weighting	Tone burst duration, Tb (ms)	Cycle	Anticipated Value (dB)	Measured Value (dB)	Deviated Value (dB)	Acceptance Limits (dB)
Fast	0.25	1	108.0	107.9	-0.1	1.5 ; -5.0
	2	8	117.0	117.0	0.0	1.0 ; -2.5
	200	800	134.0	134.0	0.0	±1.0
Slow	2	8	108.0	108.0	0.0	1.5 ; -5.0
	200	800	127.6	127.6	0.0	±1.0
SEL	0.25	1	99.0	98.9	-0.1	1.5 ; -5.0
	2	8	108.0	108.0	0.0	1.0 ; -2.5
	200	800	128.0	128.0	0.0	±1.0

10. Peak C sound level

Number of cycle in test signal	Anticipated Value (dB)	Measured Value, L _{peak} (dB)	Deviated Value (dB)	Acceptance Limits (dB)
Continuous	133.0	133.0	0.0	-
One	136.4	135.7	-0.7	±3.0

Number of cycle in test signal	Anticipated Value (dB)	Measured Value (dB)	Deviated Value (dB)	Acceptance Limits (dB)
Continuous	133.0	133.0	0.0	-
Positive half cycle	135.4	135.2	-0.2	±2.0
Negative half cycle	135.4	135.2	-0.2	±2.0

QF-TS12-04-04-020664

Y. Petch.

Continuation of Calibration Certificate

Cert. No. : ACL22244
Job No. : VC65AC0090
Pages : 6 of 8

7. Level linearity on the reference level range

Anticipated Value (dB)	Measured Value (dB)	Deviated Value (dB)	Acceptance Limits (dB)
137.0	137.0	0.0	±1.1
136.0	136.0	0.0	±1.1
135.0	135.0	0.0	±1.1
134.0	134.0	0.0	±1.1
133.0	133.0	0.0	±1.1
132.0	132.0	0.0	±1.1
131.0	131.0	0.0	±1.1
129.0	129.0	0.0	±1.1
124.0	124.0	0.0	±1.1
119.0	119.0	0.0	±1.1
114.0	114.0	0.0	±1.1
109.0	109.0	0.0	±1.1
104.0	104.0	0.0	±1.1
99.0	99.0	0.0	±1.1
94.0	94.0	0.0	±1.1
89.0	89.0	0.0	±1.1
84.0	84.0	0.0	±1.1
79.0	79.0	0.0	±1.1
74.0	74.0	0.0	±1.1
69.0	69.0	0.0	±1.1
64.0	64.0	0.0	±1.1
59.0	59.0	0.0	±1.1
54.0	54.0	0.0	±1.1
49.0	49.0	0.0	±1.1
44.0	44.0	0.0	±1.1
39.0	39.0	0.0	±1.1
34.0	34.0	0.0	±1.1
30.0	30.0	0.0	±1.1
29.0	29.0	0.0	±1.1
28.0	28.1	0.1	±1.1
27.0	27.1	0.1	±1.1
26.0	26.1	0.1	±1.1
25.0	25.1	0.1	±1.1

QF-TS12-04-04-020664

Y. Petch.

u.32/67

SITHIPORN ASSOCIATES CO.,LTD.
CALIBRATION LABORATORY

451-451/1 Sirinthorn Rd, Bangbunru, Bangplud Bangkok 10700 THAILAND.
Tel.0-2435-8800 Fax.0-2433-1679 e-mail:cal-center@sithiporn.com http://www.sithiporn.com



Cert. No. : ACL23053
Pages : 1 of 8

Calibration Certificate

Equipment : SOUND LEVEL METER
Manufacturer : RION
Model : NL-42/ Microphone UC-52 / Preamplifier NH-24
Serial No.: 00572452 / 171618 / 72790
ID No.: BKK_FS0922
Condition As Found : GOOD
Customer : ALS LABORATORY GROUP (THAILAND) CO., LTD.
104 PHATTHANAKAN 40, PHATTHANAKAN ROAD,
KHAENG PHATTHANAKAN, KHET SUAN LUANG,
BANGKOK, 10250 THAILAND.

Location :
Ambient Temperature : (23.0 ± 3) °C
Pressure : (101.3 ± 3) kPa
Relative Humidity : (50.0 ± 20) %
Received Date : 17 JANUARY 2023
Calibration Date : 19-20 JANUARY 2023
Date of Issue : 23 JANUARY 2023

Calibrated by : Nathakorn Pisutpaisan

Approved by :

This certificate is issued in accordance with the requirements of ISO/IEC 17025 standard, may not be reproduced other than in full, except with the prior written approval of the head of Calibration Laboratory.

SITHIPORN ASSOCIATES CO.,LTD.
CALIBRATION LABORATORY

Continuation of Calibration Certificate

Cert. No. : ACL22244
Job No. : VC65AC0090
Pages : 8 of 8

11. Overload Indication

Measured value (dB)		Deviated Value (dB)	Acceptance Limits (dB)
Positive one-half cycle	Negative one-half cycle		
89.6	89.7	0.1	±1.5

12. High level stability

Frequency Weighting	SLM Display at initial (dB)	SLM Display at final (dB)	Deviated Value (dB)	Acceptance Limits (dB)
A - weight	137.0	137.0	0.0	±0.3

The reported uncertainty is based on a standard uncertainty multiplied by coverage factor $k = 2$ or any value following calculation, providing a level of confidence of approximately 95 %

End of Calibration Certificate

7. Reth.

Continuation of Calibration Certificate

Cert. No. : ACL23053
Job No. : VC66AC0026
Pages : 3 of 8

Summary of Measurement Result :

Parameter	Pass	Fail	Uncertainty (dB)	Maximum-permitted uncertainty of measurement (dB)
1. Absolute sensitivity	✓	-	0.2	N/A
2. Self-generated noise	✓	-	0.2	N/A
3. Acoustical signal tests of frequency weightings				
125 Hz	✓	-	0.3	0.6
1000 Hz	✓	-	0.3	0.6
8000 Hz	✓	-	0.3	0.7
4. Electrical signal tests of frequency weightings				
For 10 Hz to 4 kHz	✓	-	0.3	0.6
For > 4 kHz to 10 kHz	✓	-	0.3	0.7
For > 10 kHz to 20 kHz	-	-	-	1.0
5. Frequency and time weightings at 1 kHz	✓	-	0.2	0.2
6. Long - term stability	✓	-	0.1	0.1
7. Level linearity on the reference level range	✓	-	0.2	0.3
8. Level linearity including the level range control	✓	-	0.2	0.3
9. Tone burst response	✓	-	0.2	0.3
10. Peak C sound level	✓	-	0.2	0.35
11. Overload indication	✓	-	0.2	0.25
12. High level stability	✓	-	0.1	0.1

Continuation of Calibration Certificate

Cert. No. : ACL23053
Job No. : VC66AC0026
Pages : 2 of 8

Calibration Procedure : CP-AC-01

Calibration Method :

This equipment was calibrated by based on IEC-61672-3 (2013) Standard for sound level meter (SLM).

The SLM had tests to Acoustical and Electrical signal tests of frequency weighting with Anechoic chamber and Reference Standard Instruments.

For tests results of each items were made by observation of each Instruments display and also with SLM's display.

Condition of this result of calibration :

1. Reference Standard Instruments :

Instrument	Model	Serial No.	Cert. No.	Due Date
Waveform Generator	33210A	MY48017076	EF-0007-22	04-Feb-23
Waveform Generator	33511B	MY52302742	EF-0008-22	04-Feb-23
Digital Multimeter	33461A	MY53220104	EEL.BP. 04/0265	09-Feb-23
Digital Multimeter	33461A	MY53220076	EEL.BP. 03/0265	09-Feb-23
Digital Multimeter	34461A	MY60024273	EEL.BP. 05/0265	09-Feb-23
Programmable Attenuator	MAT-1070	62100114	EF-0009-22	07-Feb-23
Condenser Microphone	4180	2977900	AA-1013-22	24-Feb-23
Measuring Amplifier	NA-42KAI	34560495	AA-3005-22	22-Feb-23

2. This result of calibration was found accurate as shown on date and place of calibration for this calibrated item only.

3. This certificate is traceable to the international system of unit maintained at :

- 3.1 National Institute of Metrology (Thailand).
- 3.2 Thailand Institute of Scientific and Technological Research (TISTR).

Continuation of Calibration Certificate

Cert. No. : ACL23053
Job No. : VC66AC0026
Pages : 5 of 8

4. Electrical signal tests of frequency weightings

Weighting network response with relative to 1 kHz.

Frequency (Hz)	Deviation from various frequency weighting response curve (dB)		
	Flat	C-weight	A-weight
63	0.0	0.0	0.0
125	0.0	0.0	0.0
250	0.0	0.0	0.0
500	0.0	0.0	0.0
1000	0.0	0.0	0.0
2000	0.0	0.0	0.0
4000	0.0	0.0	0.0
8000	0.0	0.1	0.1

5. Frequency and time weightings at 1 kHz

5.1 Frequency weightings at 1 kHz

Frequency Weighting	Measured Value (dB)	Deviated Value (dB)	Acceptance Limits (dB)
A - weight	94.0	0.0	-
C - weight	94.0	0.0	± 0.2
Flat	94.0	0.0	± 0.2

5.2 Time weighting at 1 kHz

Frequency Weighting	Measured Value (dB)	Deviated Value (dB)	Acceptance Limits (dB)
Fast	94.0	0.0	-
Slow	94.0	0.0	± 0.1
Leq	94.0	0.0	± 0.1

6. Long - term stability

Frequency Weighting	SLM Display at initial (dB)	SLM Display at final (dB)	Deviated Value (dB)	Acceptance Limits (dB)
A - weight	94.0	94.0	0.0	± 0.3

Continuation of Calibration Certificate

Cert. No. : ACL23053
Job No. : VC66AC0026
Pages : 4 of 8

Result of calibration :

1. Absolute sensitivity

Reference Acoustic Signal (dB)	Measured Value (dB)	Deviation (dB)	Acceptance Limit (dB)
93.9 (93.95)	93.9	0.0	±0.3

2. Self-generated noise

2.1 Normal test

Measured Value (dB)
14.2

2.2 The microphone of the sound level meter was replaced by electrical signal input device.

Frequency Weighting	Measured value (dB)
A - weight	10.8
C - weight	16.9
Flat	22.7

3. Acoustical signal tests of frequency weightings

Meter free-field acoustic response at a level of 84 dB

Frequency (Hz)	Deviation from various frequency weighting response curve (dB)		
	Flat	C-weight	A-weight
125	0.2	0.2	0.2
1000	0.0	0.0	0.0
8000	-0.6	-0.5	-0.4

Continuation of Calibration Certificate

Cert. No. : ACL23053
Job No. : VC66AC0026
Pages : 7 of 8

8. Level linearity including the level range control

Range	Anticipated Value (dB)	Measured Value (dB)	Deviated Value (dB)	Acceptance Limits (dB)
Auto	94.0	94.0	0.0	±1.1

9. Tone burst response

Time Weighting	Tone burst duration, Tb (ms)	Cycle	Anticipated Value (dB)	Measured Value (dB)	Deviated Value (dB)	Acceptance Limits (dB)
Fast	0.25	1	108.0	107.9	-0.1	1.5 ; -5.0
	2	8	117.0	117.0	0.0	1.0 ; -2.5
	200	800	134.0	134.1	0.1	±1.0
Slow	2	8	108.0	108.0	0.0	1.5 ; -5.0
	200	800	127.6	127.6	0.0	±1.0
	0.25	1	99.0	98.9	-0.1	1.5 ; -5.0
SEL	2	8	108.0	108.0	0.0	1.0 ; -2.5
	200	800	128.0	128.1	0.1	±1.0

10. Peak C sound level

Number of cycle in test signal	Anticipated Value (dB)	Measured Value, L _{peak} (dB)	Deviated Value (dB)	Acceptance Limits (dB)
Continuous	133.0	133.0	0.0	-
One	136.4	136.3	-0.1	±3.0

Number of cycle in test signal	Anticipated Value (dB)	Measured Value (dB)	Deviated Value (dB)	Acceptance Limits (dB)
Continuous	133.0	133.0	0.0	-
Positive half cycle	135.4	135.2	-0.2	±2.0
Negative half cycle	135.4	135.2	-0.2	±2.0

Continuation of Calibration Certificate

Cert. No. : ACL23053
Job No. : VC66AC0026
Pages : 6 of 8

7. Level linearity on the reference level range

Anticipated Value (dB)	Measured Value (dB)	Deviated Value (dB)	Acceptance Limits (dB)
137.0	137.0	0.0	±1.1
136.0	136.0	0.0	±1.1
135.0	135.0	0.0	±1.1
134.0	134.0	0.0	±1.1
133.0	133.0	0.0	±1.1
132.0	132.0	0.0	±1.1
131.0	131.0	0.0	±1.1
129.0	129.0	0.0	±1.1
124.0	124.0	0.0	±1.1
119.0	119.0	0.0	±1.1
114.0	114.0	0.0	±1.1
109.0	109.0	0.0	±1.1
104.0	104.0	0.0	±1.1
99.0	99.0	0.0	±1.1
94.0	94.0	0.0	±1.1
89.0	89.0	0.0	±1.1
84.0	84.0	0.0	±1.1
79.0	79.0	0.0	±1.1
74.0	74.0	0.0	±1.1
69.0	69.0	0.0	±1.1
64.0	64.0	0.0	±1.1
59.0	59.0	0.0	±1.1
54.0	54.0	0.0	±1.1
49.0	49.0	0.0	±1.1
44.0	44.0	0.0	±1.1
39.0	39.0	0.0	±1.1
34.0	33.9	-0.1	±1.1
30.0	29.9	-0.1	±1.1
29.0	28.9	-0.1	±1.1
28.0	27.9	-0.1	±1.1
27.0	26.9	-0.1	±1.1
26.0	25.9	-0.1	±1.1
25.0	24.9	-0.1	±1.1



right solutions.
right partner.

รายการเครื่องมือที่ใช้ในการวิเคราะห์ / ทดสอบ

Sample Name	Parameter	Equipment Name	ID No.	Calibrated Date	Next Cal	Freq. Calibrate (Months)
Water Lab	Total Alkalinity	Burette	BKK_EN0171	30-Aug-22	1-Mar-24	18
Water Lab	Bicarbonate Alkalinity	Burette	BKK_EN0171	30-Aug-22	1-Mar-24	18
Water Lab	Carbonate Alkalinity	Burette	BKK_EN0171	30-Aug-22	1-Mar-24	18
Water Lab	Hydroxide Alkalinity	Burette	BKK_EN0171	30-Aug-22	1-Mar-24	18
Water Lab	Phenolphthalein Alkalinity	Burette	BKK_EN0171	30-Aug-22	1-Mar-24	18
Water Lab	Total Hardness	Burette	BKK_EN0171	30-Aug-22	1-Mar-24	18
Water Lab	Total Suspended Solids	Electronic Top-Loading Balance	BKK_EN0002	25-Feb-22	25-Feb-23	12
Water Lab	Total Dissolved Solids 180°C	Electronic Top-Loading Balance	BKK_EN0002	25-Feb-22	25-Feb-23	12
Water Lab	Total Dissolved Solids 180°C	Oven	BKK_EN0007	1-Dec-21	1-Jun-23	18
Water Lab	Calcium	ICP-OES	BKK_EL0037	13-Sep-21	12-Mar-23	18
Water Lab	Calcium	Hot Block	BKK_EL0054	7-Apr-22	7-Oct-23	18
Water Lab	Calcium	Chamber (Cold Room)	BKK_EN0167	30-Jun-22	30-Dec-23	18
Water Lab	Magnesium	ICP-OES	BKK_EL0037	13-Sep-21	12-Mar-23	18
Water Lab	Magnesium	Hot Block	BKK_EL0054	7-Apr-22	7-Oct-23	18
Water Lab	Magnesium	Chamber (Cold Room)	BKK_EN0167	30-Jun-22	30-Dec-23	18
Water Lab	Potassium	ICP-OES	BKK_EL0037	13-Sep-21	12-Mar-23	18
Water Lab	Potassium	Hot Block	BKK_EL0054	7-Apr-22	7-Oct-23	18
Water Lab	Potassium	Chamber (Cold Room)	BKK_EN0167	30-Jun-22	30-Dec-23	18
Water Lab	Sodium	ICP-OES	BKK_EL0037	13-Sep-21	12-Mar-23	18
Water Lab	Sodium	Hot Block	BKK_EL0054	7-Apr-22	7-Oct-23	18
Water Lab	Sodium	Chamber (Cold Room)	BKK_EN0167	30-Jun-22	30-Dec-23	18
Water Lab	Arsenic	ICP-MS	BKK_EL0043	30-Sep-21	29-Mar-23	18
Water Lab	Arsenic	Hot Block	BKK_EL0054	7-Apr-22	7-Oct-23	18
Water Lab	Arsenic	Chamber (Cold Room)	BKK_EN0167	30-Jun-22	30-Dec-23	18
Water Lab	Cobalt	ICP-MS	BKK_EL0043	30-Sep-21	29-Mar-23	18
Water Lab	Cobalt	Hot Block	BKK_EL0054	7-Apr-22	7-Oct-23	18
Water Lab	Cobalt	Chamber (Cold Room)	BKK_EN0167	30-Jun-22	30-Dec-23	18
Water Lab	Copper	ICP-MS	BKK_EL0043	30-Sep-21	29-Mar-23	18
Water Lab	Copper	Hot Block	BKK_EL0054	7-Apr-22	7-Oct-23	18
Water Lab	Copper	Chamber (Cold Room)	BKK_EN0167	30-Jun-22	30-Dec-23	18
Water Lab	Iron	ICP-MS	BKK_EL0043	30-Sep-21	29-Mar-23	18
Water Lab	Iron	Hot Block	BKK_EL0054	7-Apr-22	7-Oct-23	18
Water Lab	Iron	Chamber (Cold Room)	BKK_EN0167	30-Jun-22	30-Dec-23	18
Water Lab	Lead	ICP-MS	BKK_EL0043	30-Sep-21	29-Mar-23	18
Water Lab	Lead	Hot Block	BKK_EL0054	7-Apr-22	7-Oct-23	18
Water Lab	Lead	Chamber (Cold Room)	BKK_EN0167	30-Jun-22	30-Dec-23	18
Water Lab	Manganese	ICP-MS	BKK_EL0043	30-Sep-21	29-Mar-23	18
Water Lab	Manganese	Hot Block	BKK_EL0054	7-Apr-22	7-Oct-23	18
Water Lab	Manganese	Chamber (Cold Room)	BKK_EN0167	30-Jun-22	30-Dec-23	18
Water Lab	Mercury	CVA5	BKK_EL0011	7-Jun-22	6-Jun-23	12
Water Lab	Weak Acid Dissociable Cyanide	Discrete analyzer	BKK_EN0037	30-Jun-22	30-Jun-23	12
Water Lab	Weak Acid Dissociable Cyanide	Chamber (Cold Room)	BKK_EN0168	1-Jul-22	1-Jan-24	18
Water Lab	Chloride	Discrete analyzer	BKK_EN0037	30-Jun-22	30-Jun-23	12
Water Lab	Chloride	Chamber (Cold Room)	BKK_EN0168	1-Jul-22	1-Jan-24	18
Water Lab	Sulfate	Discrete analyzer	BKK_EN0037	30-Jun-22	30-Jun-23	12
Water Lab	Sulfate	Chamber (Cold Room)	BKK_EN0168	1-Jul-22	1-Jan-24	18
Water Lab	Cyanide	Discrete analyzer	BKK_EN0037	30-Jun-22	30-Jun-23	12
Water Lab	Cyanide	Chamber (Cold Room)	BKK_EN0168	1-Jul-22	1-Jan-24	18
Water Lab	Total Organic carbon	TOC Analyzer	BKK_EN0066	3-Oct-22	3-Oct-23	12
Water Lab	Aluminum	ICP-MS	BKK_EL0043	7-Apr-22	29-Mar-23	18
Water Lab	Aluminum	Hot Block	BKK_EL0054	7-Apr-22	7-Oct-23	18
Water Lab	Aluminum	Chamber (Cold Room)	BKK_EN0167	30-Jun-22	30-Dec-23	18
Water Lab	Antimony	ICP-MS	BKK_EL0043	30-Sep-21	29-Mar-23	18
Water Lab	Antimony	Hot Block	BKK_EL0054	7-Apr-22	7-Oct-23	18
Water Lab	Antimony	Chamber (Cold Room)	BKK_EN0167	30-Jun-22	30-Dec-23	18
Water Lab	Barium	ICP-MS	BKK_EL0043	30-Sep-21	29-Mar-23	18
Water Lab	Barium	Hot Block	BKK_EL0054	7-Apr-22	7-Oct-23	18
Water Lab	Barium	Chamber (Cold Room)	BKK_EN0167	30-Jun-22	30-Dec-23	18

Continuation of Calibration Certificate

Cert. No. : ACL23053
Job No. : VC66AC0026
Pages : 8 of 8

11. Overload indication

Measured value (dB)		Deviated Value (dB)	Acceptance Limits (dB)
Positive one-half cycle	Negative one-half cycle		
89.5	89.5	0.0	±1.5

12. High level stability

Frequency Weighting	SLM Display at initial (dB)	SLM Display at final (dB)	Deviated Value (dB)	Acceptance Limits (dB)
A - weight	137.0	137.0	0.0	±0.3

The reported uncertainty is based on a standard uncertainty multiplied by coverage factor $k = 2$ or any value following calculation, providing a level of confidence of approximately 95 %

End of Calibration Certificate

J. R. H.



TECHNOLOGY PROMOTION ASSOCIATION (THAILAND-JAPAN)
CORPORATE SERVICES 3: EQUIPMENT CALIBRATION AND TESTING SERVICES
53/44 PATTANAKARN ROAD SOI 18, SUANLUANG, SUANLUANG BANGKOK 10250
TEL. 0-2717-3000-27 FAX. 0-2719-9484



Cert.No.: 22CG3154
Page.: 1 of 2

Certificate of Calibration

Equipment: Burette
Capacity: 50 mL
Serial No.: -
ID. No.: BKK_EN0171
Manufacturer: Witeg
Made in: Germany
Submitted by: ALS Laboratory Group (Thailand) Co., Ltd.
104 Phatthanakan 40, Phatthanakan Rd.
Khaewang Phatthanakan, Khet Suan Luang
Bangkok 10250 Thailand
Ambient Temperature: (20 ± 2.5) °C
Relative Humidity: (50 ± 10) %
Barometric Pressure: 759 mmHg
Calibration Procedure: ASTM E 542 - 01
Calibrated by: Panward Pramklam

Approved by: _____
Approved Signatory

() Pornthippa Tameyakul
() Malee Bulkruea
(x) Ponpan Paipim
() Srisuda Khamtha

Issue Date: 31 August 2022

The Uncertainties are for a confidence probability of approximately 95%

This certificate may not be reproduced other than in full, except with the prior written
Approval of the head of Corporate Services 3 : Equipment Calibration and Testing Services.

รายการเครื่องมือที่ใช้ในการวิเคราะห์ / ทดสอบ

Sample Name	Parameter	Equipment Name	ID No.	Calibrated Date	Next Cal	Freq. Calibrate (Months)
Water Lab	Boron	ICP-MS	BKK_EL0043	30-Sep-21	29-Mar-23	18
Water Lab	Boron	Hot Block	BKK_EL0054	7-Apr-22	7-Oct-23	18
Water Lab	Boron	Chamber (Cold Room)	BKK_EN0167	30-Jun-22	30-Dec-23	18
Water Lab	Cadmium	ICP-MS	BKK_EL0043	30-Sep-21	29-Mar-23	18
Water Lab	Cadmium	Hot Block	BKK_EL0054	7-Apr-22	7-Oct-23	18
Water Lab	Cadmium	Chamber (Cold Room)	BKK_EN0167	30-Jun-22	30-Dec-23	18
Water Lab	Chromium	ICP-MS	BKK_EL0043	30-Sep-21	29-Mar-23	18
Water Lab	Chromium	Hot Block	BKK_EL0054	7-Apr-22	7-Oct-23	18
Water Lab	Chromium	Chamber (Cold Room)	BKK_EN0167	30-Jun-22	30-Dec-23	18
Water Lab	Molybdenum	ICP-MS	BKK_EL0043	30-Sep-21	29-Mar-23	18
Water Lab	Molybdenum	Hot Block	BKK_EL0054	7-Apr-22	7-Oct-23	18
Water Lab	Molybdenum	Chamber (Cold Room)	BKK_EN0167	30-Jun-22	30-Dec-23	18
Water Lab	Nickel	ICP-MS	BKK_EL0043	30-Sep-21	29-Mar-23	18
Water Lab	Nickel	Hot Block	BKK_EL0054	7-Apr-22	7-Oct-23	18
Water Lab	Nickel	Chamber (Cold Room)	BKK_EN0167	30-Jun-22	30-Dec-23	18
Water Lab	Selenium	ICP-MS	BKK_EL0043	30-Sep-21	29-Mar-23	18
Water Lab	Selenium	Hot Block	BKK_EL0054	7-Apr-22	7-Oct-23	18
Water Lab	Selenium	Chamber (Cold Room)	BKK_EN0167	30-Jun-22	30-Dec-23	18
Water Lab	Silver	ICP-MS	BKK_EL0043	30-Sep-21	29-Mar-23	18
Water Lab	Silver	Hot Block	BKK_EL0054	7-Apr-22	7-Oct-23	18
Water Lab	Silver	Chamber (Cold Room)	BKK_EN0167	30-Jun-22	30-Dec-23	18
Water Lab	Zinc	ICP-MS	BKK_EL0043	30-Sep-21	29-Mar-23	18
Water Lab	Zinc	Hot Block	BKK_EL0054	7-Apr-22	7-Oct-23	18
Water Lab	Zinc	Chamber (Cold Room)	BKK_EN0167	30-Jun-22	30-Dec-23	18
Water Lab	Ammonia Nitrogen	Discrete analyzer	BKK_EN0037	30-Jun-22	30-Jun-23	12
Water Lab	Nitrate	Discrete analyzer	BKK_EN0037	30-Jun-22	30-Jun-23	12
Water Lab	Reactive Phosphorus	Discrete analyzer	BKK_EN0037	30-Jun-22	30-Jun-23	12
Water Lab	Reactive Phosphorus	Chamber (Cold Room)	BKK_EN0168	1-Jul-22	1-Jan-24	18
Water Lab	Turbidity	Chamber (Cold Room)	BKK_EN0167	30-Jun-22	30-Dec-23	18



PENTA
CALIBRATION

PENTA CALIBRATION CO., LTD.
66/124 The Connect 33 Village Kanchanaphisek Road
Dokmai Praweet Bangkok 10250
Tel: +66 (0) 2069-9773
www.pentalab.com

Certificate of Calibration

Represent to Certificate of Calibration PTC/07/22071

Certificate No.: PTC/07/22071
Equipment: Digital Balance
Manufacturer: Sartorius
Model: MSE224-100-DU
Type of Balance: Single Interval

Customer: ALS Laboratory Group (Thailand) Co., Ltd.
104 Phatthanakarn 40 Phatthanakarn Rd.,
Khaeng Phatthanakarn, Khet Suan Luang, Bangkok 10250.

Environment Condition: Temperature 21.5 °C ± 0.7 °C
Humidity 61.8 %RH ± 4.7 %RH
Air density 1.19 kg/m³

Calibration Place: ALS Laboratory Group (Thailand) Co., Ltd.
104 Phatthanakarn 40 Phatthanakarn Rd.,
Khaeng Phatthanakarn, Khet Suan Luang, Bangkok 10250.

The Method used: In house method, PTC-WI-07, base on Euramet cg. 18

Traceability: This certificate is traceable to the SI Units through Thai Calibration Service Co., Ltd.

NSC-ONSC Accreditation No.: Calibration 0189

Date Received: February 25, 2022

Calibration Date: February 25, 2022

Issued Date: March 01, 2022

Calibration By: Mr. Rungroje Metakul

Approved By: _____
(Mr. _____)
Reviewed by: _____
(Mr. _____)
Laboratory Manager

This certificate is issued the units of measurement according to the International System of Units (SI). It provides traceability of measurement to international or national standard or other recognised national standard laboratories.

The measurement uncertainty stated is the expanded uncertainty which is obtained from the standard uncertainty multiplied by the coverage factor (k=2) to provide a level of confidence of approximately 95%. It is determined in accordance with the Guide to Expression of Uncertainty in Measurement (GUM). The effect that the results relate only to the items calibrated.

This calibration certificate shall not be reproduced except in full only, without written approval from penta calibration co., ltd

PTC-PAC-01-02-2 Feb 2020



Equipment: Burette
Received Date: 26 August 2022
Condition As-Received: Used Item
Calibration Date: 30 August 2022
Reference: 2208-0918DSC-2

Cert.No.: 22CG3154
Page.: 2 of 2

Condition of this result of calibration

1. Reference Standard Instruments :

Instruments	Model	Serial No.	ID. No.	Certificate No.	Traceability	Due date
1) Balance	AE2005	N03679	140RC001	21MM429	NIST	22 Sep 2022
2) Thermo-Hygrograph	THDX-CE	00016540	140EC001	22H1243	NIST, NIST	09 June 2023
3) Thermometer	-	1594592	140EC010	22181	NIST	10 Feb 2023

This certification is traceable to SI Unit

2. The certificate is valid only to the item calibrated on date and place of calibration.
3. True value is converted to true volume at the standard temperature of 20 °C

Calibration result :

Nominal capacity (mL)	Reading (mL)	Uncertainty (± mL)	k Factor
50	49.9959	0.010	2.00

Remark mL = cm³

The reported uncertainty of measurement was based on a standard uncertainty multiplied by a coverage factor k , providing a level of confidence of approximately 95 %.

-o0o-

PTC

a 1123908



Represent to Certificate of Calibration :PTC/07/22071

Certificate No.: PTC/07/22071

Page: 2 of 2

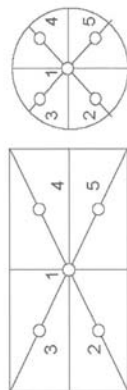
Measurement Results:

Without Adjustment :

Function Calibration: Non Adjustment

Eccentric Error: Weight to be 1/3, 1/2 or of Maximum capacity

Eccentricity test 100 (g)



Position (g)				
1	2	3	4	5
0.0000	-0.0002	-0.0001	0.0001	-0.0001
Maximum deviation: 0.0002				

Repeatability Test : Weight to be $1/2 \leq L_1 \leq$ Maximum capacity

Determination of the standard deviation of weighing balance., Readability 0.0001 (g)

Nominal test value (g)	Standard Deviation
200	0.00005

Error of indication : from nominal value., Readability 0.0001 (g)

Nominal Value (g)	Conventional Mass (g)	Indication (g)	Correction of Balance (g)	Uncertainty (g)	k
0	0.00000	0.0000	0.0000	0.00016	2.52
0.1	0.10000	0.1000	0.0000	0.00017	2.20
0.5	0.50000	0.5000	0.0000	0.00016	2.28
1	1.00001	1.0000	0.0000	0.00016	2.28
2	2.00001	2.0000	0.0000	0.00016	2.28
5	5.00001	5.0000	0.0000	0.00016	2.28
10	10.00002	10.0000	0.0000	0.00016	2.28
20	20.00002	20.0000	0.0000	0.00016	2.23
50	50.00001	50.0000	0.0000	0.00017	2.15
100	100.00002	99.9999	0.0001	0.00020	2.06
120	120.00004	120.0000	0.0000	0.00023	2.03
150	150.00003	150.0000	0.0000	0.00026	2.00
200	200.00003	199.9999	0.0001	0.00030	2.00

Note: Weight of adjust - (g)

The End of Certificate



TECHNOLOGY PROMOTION ASSOCIATION (THAILAND-JAPAN)
CORPORATE SERVICES 3: EQUIPMENT CALIBRATION AND TESTING SERVICES
53/44 PATTANAKARN ROAD SOI 18, SUANLUANG, SUANLUANG BANGKOK 10250
TEL. 0-2717-3000-27 FAX. 0-2719-9484



Cert. No.: 21TM1629

Page.: 1 of 3

Certificate of Calibration

Equipment : Hot Air Oven

Manufacturer : Memmert

Model : UFE 500

Serial No. : G511.0314

ID No. : BKK_EN0009

Submitted by : ALS Laboratory Group (Thailand) Co.,Ltd.,
104 Phatthanakan 40, Phatthanakan Rd.,
Kwaeng Suan Luang, Khet Suan Luang,
Bangkok 10250

Location : Oven Room

Received Order : 2 September 2021

Calibration Date : 2 September 2021

Ambient Temperature : (26 ± 10) °C

Relative Humidity : (50 ± 30) %

Calibrated by : Man Pattanapongpaiboon

Approved by :

() Pornthippa Tameyakul
() Malee Buikrua
() Suwit Imjai

Approved Signatory

Issue Date :

14 September 2021

The Uncertainties are for a confidence probability of approximately 95 %

This certificate may not be reproduced other than in full, except with the prior written
Approval of the head of Corporate Services 3 : Equipment Calibration and Testing Services.



Equipment : Hot Air Oven
 Condition As-Received : Used Item
 Reference : 2109-0004OC-1
 Result of Calibration :- (*) Without Adjustment
 Function of UUC* : Temperature Source
 Fresh air setting : Close

Cert. No.: 21TM1629
 Page.: 3 of 3

Calibration Point (°C)	UUC* Setting (°C)	UUC* Reading (°C)	Temperature stability (± °C)	Temperature uniformity (°C)	Overall Variation (°C)	Uncertainty (± °C)	Coverage Factor <i>k</i>
60.0	60.0	60.0	0.047	0.32	0.52	0.42	2
95.0	95.0	95.0	0.034	0.51	0.83	0.42	2
103.0	103.0	103.0	0.053	0.57	1.0	0.42	2
104.0	104.0	104.0	0.095	0.62	1.1	0.43	2

Calibration Point (°C)	Measured Temperature (°C)								
	Position								
	1	2	3	4	5	6	7	8	9 (ref.)
60.0	59.912	59.968	59.859	59.772	60.200	60.076	60.203	60.120	60.067
95.0	94.767	94.809	94.720	94.582	95.347	95.025	95.098	95.016	94.879
103.0	102.814	102.866	102.712	102.555	103.482	103.204	103.288	103.190	102.976
104.0	103.742	103.794	103.643	103.484	104.486	104.180	104.265	104.154	103.924

Average* : The average of 30 values in each position.
Temperature stability : One-half of the greatest maximum difference of measured temperature at any one sensor.
Temperature uniformity : The maximum difference of measured temperatures at any sensors and the measured temperature at the reference location which are observed at the same time or at as close an observation time as possible to determine the temperature pattern or homogeneity within the chamber under steady-state conditions.
Overall Variation : The Difference of the maximum and minimum measured temperatures throughout observation.
UUC* : Unit Under Calibration
 Note : The reported uncertainty of measurement was included stability and excluded uniformity .
 The reported uncertainty of measurement was based on a standard uncertainty multiplied by a coverage factor *k*, providing a level of confidence of approximately 95 %.

-o-o-

Walu

a 1071652



Equipment : Hot Air Oven
 Condition As-Received : Used Item
 Reference : 2109-0004OC-1

Cert. No.: 21TM1629
 Page.: 2 of 3

Procedure Used :-

Calibration were conducted using calibration procedure CP-OT02 according to direct measurement method with Data Acquisition which connected with Resistance Temperature Detector (RTD).

The temperature scale used was based on ITS-90.

Condition of this result of calibration

1. Reference standard instrument:-

Instrument **Model** **Serial No.** **Cert. No.** **Due Date**
 1) Data Acquisition 34972A MY57013711 21LM7 16 Jun 2022

2. This certificate is valid only to the item calibrated on date and place of calibration.

3. This certification is traceable to the International System of Unit.

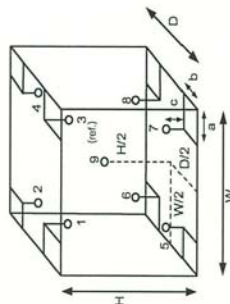
Result of Calibration :-

(*) Without Adjustment

Function of UUC* : Temperature Source

Fresh air setting : Close

Environment during calibration	
Temp. (°C)	Beginning Finished
REL.Humid. (%)	25 25
AC Supply (Volt)	56 58
	221 222



Probe Installation Details :

a = 5.0 cm D = 0.40 m
 b = 5.0 cm W = 0.56 m
 c = 5.0 cm H = 0.48 m
 Capacity = 0.11 m³

Dimension of Chamber :

Position :	Ref. Std. ID No.:
1	18-18RTD-01
2	18-18RTD-02
3	18-18RTD-03
4	18-18RTD-04
5	18-18RTD-05
6	18-18RTD-06
7	18-18RTD-07
8	18-18RTD-08
9 (ref.)	18-18RTD-09



MM-N08

Equipment : Hot Air Oven
Condition As-Received : Used Item
Reference : 2112-0002OC-1

Procedure Used :-

Calibration were conducted using calibration procedure CP-OT02 according to direct measurement method with Data Acquisition which connected with Resistance Temperature Detector (RTD) and Thermocouple Type T.

The temperature scale used was based on ITS-90.

Condition of this result of calibration

1. Reference standard instrument:-

Instrument **Model** **Serial No.** **Cert. No.** **Due Date**
1) Data Acquisition 34970A MY44060450 21LM4/1 06 Mar 2022

2. This certificate is valid only to the item calibrated on date and place of calibration.

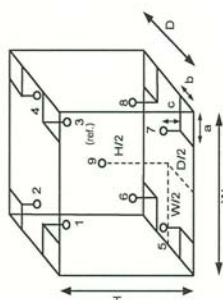
3. This certification is traceable to the International System of Unit.

Result of Calibration :- (*) Without Adjustment

Function of UUC* : Temperature Source

Fresh air setting :

Close



Probe Installation Details :

Dimension of Chamber :
a = 5.0 cm D = 0.40 m
b = 5.0 cm W = 0.56 m
c = 5.0 cm H = 0.48 m
Capacity = 0.11 m³

Environment during calibration	
Temp. (°C)	Beginning Finished
REL.Humid. (%)	25 25
AC Supply (Volt)	51 53
	221 222

Ref. Std. ID No.: @ Calibration Point	
Position :	(104) °C
1	19-14RTD-01
2	19-14RTD-02
3	19-14RTD-03
4	19-14RTD-04
5	19-14RTD-05
6	19-14RTD-06
7	21-14RTD-07
8	19-14RTD-08
9 (ref.)	19-14RTD-09

Wala

a 1085618



TECHNOLOGY PROMOTION ASSOCIATION (THAILAND-JAPAN)
CORPORATE SERVICES 3: EQUIPMENT CALIBRATION AND TESTING SERVICES
534/4 PATTANAKARN ROAD SOI 18, SUANLUANG, SUANLUANG BANGKOK 10250
TEL. 0-2717-3000-27 FAX. 0-2719-9484



ISO 17025
CALIBRATION 6008

Cert. No.: 21TM2189
Page.: 1 of 3

Certificate of Calibration

Equipment : Hot Air Oven

Manufacturer : Memmert

Model : UFE 500

Serial No. : G511.1574

ID No. : BKK_EN0007

Submitted by : ALS Laboratory Group (Thailand) Co.,Ltd.
104 Phathanakan 40, Phathanakan Rd.,
Khwaeng Phatthanakan, Khet Suan Luang,
Bangkok 10250 Thailand

Location : Oven Room

Received Order : 1 December 2021

Calibration Date : 1 December 2021

Ambient Temperature : (26 ± 10) °C

Relative Humidity : (50 ± 30) %

Calibrated by : Khit Rutanaprapachai

Approved by :

Approved Signatory

() Pornthippa Tameyakul

() Malee Butkruea

() Suwit Imjai

Issue Date : 7 December 2021

The Uncertainties are for a confidence probability of approximately 95%

This certificate may not be reproduced other than in full, except with the prior written

Approval of the head of Corporate Services 3 : Equipment Calibration and Testing Services.

A 0032815

u.32/77

Certificate of System Qualification

ES-OQ

System ID: MY16010005
 Organization Name: ALS Laboratory Group (Thailand) Co., Ltd.
 Organization Location: 104 Phatthanakan 40 Phatthanakan Rd., Bangkok 10250

Date: September 13, 2021 5:49:11 PM

EQP Name: AgilentRecommended

EQP Revision: ES.02.50

Overall Qualification Status: Pass

Preparation

Pass

Instrument Tests

Pass

Autosampler Operation

Pass

REVIEW BY

APPROVED BY

NEXT CAL. DATE

12 Mar 23

Date:

September 13, 2021 5:49:11 PM

System ID:

MY16010005

Page 1 / 5



Equipment :

Hot Air Oven

Condition As-Received :

Used Item

Reference :

2112-0002OC-1

Result of Calibration :-

(*) Without Adjustment

Function of UUC* : Temperature Source

Fresh air setting : Close

Cert. No.: 21TM2189
Page.: 3 of 3

Calibration Point (°C)	UUC* Setting (°C)	UUC* Reading (°C)	Temperature stability (± °C)	Temperature uniformity (°C)	Overall Variation (°C)	Uncertainty (± °C)	Coverage Factor k
104.0	104.0	104.0	0.059	0.52	0.59	0.45	2
121.0	121.0	121.0	0.11	0.75	1.2	1.1	2
175.0	175.0	175.0	0.13	0.90	1.6	1.1	2
180.0	180.0	180.0	0.13	0.93	1.6	1.1	2

Measured Temperature (°C)								
Position								
1	2	3	4	5	6	7	8	9 (ref.)
104.0	104.265	104.229	104.080	103.922	104.390	104.304	103.994	103.909
121.0	120.838	120.519	120.661	120.524	121.162	120.855	120.703	120.726
175.0	175.021	174.603	174.848	174.652	175.830	175.321	174.440	175.222
180.0	179.792	179.374	179.575	179.376	180.643	180.081	179.217	180.014

Average* : The average of 30 values in each position.

Temperature stability : One-half of the greatest maximum difference of measured temperature at any one sensor.

Temperature uniformity : The maximum difference of measured temperatures at any sensors and the measured temperature at the reference location which are observed at the same time or at as close an observation time as possible to determine the temperature pattern or homogeneity within the chamber under steady-state conditions.

Overall Variation : The Difference of the maximum and minimum measured temperatures throughout observation.

UUC* : Unit Under Calibration

Note : The reported uncertainty of measurement was included stability and excluded uniformity .

The reported uncertainty of measurement was based on a standard uncertainty multiplied by a coverage factor k, providing a level of confidence of approximately 95 %.

-o0o-

Mali

a 1085617

Electronic Signature

Purpose

This signature page was created and published because the ACE sign-off action was executed, which is valid for the entire document, including attachments. The ACE sign-off is an electronic signature that requires two distinct identification components: unique username and personal password. The Agilent representative who has delivered this service understands the meaning and legal status of an electronic signature. As a trained official operator, the Agilent representative has a unique password and login to access ACE and electronically sign this document. (Other e-signatures can be applied to this document using a Document Content Management or other suitable method defined in your data access and control procedures.)

Details

Full Name of Signer: Kanyakorn Sukpatrajareem
Logged On User Name: phinprapha.jeeraphong@agilent.com
Signature Creation Date: September 13, 2021
Reason for Signature: Executed protocol and published this original version of document

Regulatory Disclaimer

This document provides a protocol to verify and record instrument configuration and evidence of proper operation. It has been prepared from our interpretation of applicable regulations as well as industry best practices. The document is designed to provide an important component of a complete compliance package. Validation depends upon many factors and use of this protocol alone does not assure compliance. Agilent Technologies makes no promises or representations as to its sufficiency for any specific regulatory program.

Warranty

Agilent Technologies makes no warranty of any kind to this material, including but not limited to, the implied warranties or merchantability and fitness for a particular purpose. Agilent Technologies shall not be liable for errors contained herein or for incidental or consequential damages in connection with the furnishing, performance, or use of this material.

Instrument Details

Purpose

This section describes the as found system configuration.

Details

Spectrometer 1

Manufacturer: Agilent Technologies
Name: 5100 SVDV
Model Number: G6010A

Sample Introduction

Double pass glass cyclonic spraychamber and seaspray nebulizer
Serial Number: MY16010005
Firmware Revision: 5395

Chiller 1

Manufacturer: Agilent Technologies
Name: Other Unspecified
Other Unspecified Name: Chiller
Model Number: Other Unspecified
Other Unspecified Model Number: G3292-80201

Serial Number

2008-00169

Autosampler 1

Manufacturer: Agilent Technologies
Name: SPS4
Model Number: G6410A
Serial Number: AU15440764

Switching Valve Accessory 1

Manufacturer: Agilent Technologies
Name: SVS 2+
Model Number: G6485A
Serial Number: AU16040115

MM-N08

User Name: phinprapha.jearphong

Hostname: ASBKWX328

System Id: MY16010005

Print Date: September 13, 2021 5:48:12 PM

OQHW 5100 ICPOES ALS 08Sep21 Transaction log :

Time	Transaction State	Activity Performed	Type of Transaction	Optional Information
September 8, 2021 9:51:30 AM	Start	Execution	Autosampler Operation : Autosampler 1 - SPS4; Qualitative Test - No setpoints associated	None
September 8, 2021 9:51:38 AM	End	Execution	Autosampler Operation : Autosampler 1 - SPS4; Qualitative Test - No setpoints associated	Run Count : 1
September 8, 2021 9:51:38 AM	End	Qualification	Session	OQ
September 8, 2021 9:51:38 AM	Start	Reporting	Session	None
September 8, 2021 10:55:40 AM	Audit	AcqClosed	Session	None
September 13, 2021 5:01:28 PM	Audit	AcqRestarted	Session	None
September 13, 2021 5:01:28 PM	Audit	SessionReloaded	Session	None
September 13, 2021 5:01:28 PM	Start	Qualification	Session	OQ
September 13, 2021 5:47:35 PM	Audit	Reporting	Session	Report Generated : Certificate

Page 2 / 2

Page 2 / 2

User Name: phinprapha.jearphong

Hostname: ASBK(WX)328

OQHW 5100 ICPOES ALS 08Sep21 Transaction log :

System Id: MY16010005

Print Date: September 13, 2021 5:49:12 PM

Time	Transaction State	Activity Performed	Type of Transaction	Optional Information
September 8, 2021 8:46:59 AM	Audit	SessionCreated	Session	None
September 8, 2021 8:49:59 AM	Start	Configuration	Session	None
September 8, 2021 8:49:59 AM	Audit	Entitlement	Licensing	User is FieldEngineer and does not require an unlock code
September 8, 2021 9:07:06 AM	Audit	ExpLoaded	Session	EQP details for primary technique [Es] - File path: [ProtocolPacks\Esc\Configurations\02_50\Esc_02_50.esq], EQP File Name: [Es_02_50.esq], EQP Name: [AgilentRecommended]
September 8, 2021 9:07:11 AM	End	Configuration	Session	None
September 8, 2021 9:07:15 AM	Start	Qualification	Session	OQ
September 8, 2021 9:07:15 AM	Start	Execution	Preparation : 5100 SVDV; Qualitative Test - No setpoints associated	None
September 8, 2021 9:34:35 AM	End	Execution	Preparation : 5100 SVDV; Qualitative Test - No setpoints associated	Run Count : 1
September 8, 2021 9:34:39 AM	Start	Execution	Instrument Tests : 5100 SVDV; Qualitative Test - No setpoints associated	None
September 8, 2021 9:51:27 AM	End	Execution	Instrument Tests : 5100 SVDV; Qualitative Test - No setpoints associated	Run Count : 1

Page 1 / 2

Page 1 / 2

u.32/80

Table of Contents

Section	Page
Cover page	1
Table of Contents	2
Test Summary	3
Service Details	4
Instrument Details	5
Protocol Details	6
Tests	7
Preparation : 5100 SVDV	7
Instrument Tests : 5100 SVDV	10
Autosampler Operation : Autosampler 1 - SPS4	11
Declaration of Change Control	12
Attachments	13
Signature	31
Transaction Logs	32



Agilent CrossLab Compliance

Qualification Type: ES-OQ

System ID: MY16010005

EQP Name: AgilentRecommended

EQP Details: Agilent Technologies System

EQP Revision: ES.02.50

EQP Release Date: March 2020

Date: September 13, 2021 5:50:41 PM

Report Type: Report

Org. Name: ALS Laboratory Group (Thailand) Co., Ltd.

Org. Location: 104 Phatthanakan 40 Phatthanakan Rd., Bangkok 10250

Service Details

Purpose

This section includes local contact and delivery details for this service.

General Details

Service Order No./Request: 6004823273

EQP Name: AgilentRecommended

EQP Revision: ES.02.50

Report Type: Report

Organization Details

Name: ALS Laboratory Group (Thailand) Co., Ltd.

Location: 104 Phatthanakan 40 Phatthanakan Rd., Bangkok 10250

Local Contact Details

Name: Khun Thilima Boonpeng

Job Title: Scientist 2, Life Sciences

Qualification Location: ICP Room

Operator Details

Name: Kanyakorn sukpathajareem

Job Title: Field Service Engineer

Data Acquisition Details

Acquisition Software Name: ICP Expert

Acquisition Software Revision: 7.5.3.11953

Customer Data System (CDS): Es: ICP Expert

Date: September 13, 2021 5:50:41 PM

System ID: MY16010005

Test Summary

Purpose

This section includes a status for each scheduled test and the overall qualification. For each test that is run, (1) the status is automatically determined based on pre-defined limits, and (2) the total number of times the test was run is displayed. For detailed results and specifications for a test, refer to the test results in this EQR.

Details	Status	Runs
Test		
Preparation : 5100 SVDV	Pass	1
Instrument Tests : 5100 SVDV	Pass	1
Autosampler Operation : Autosampler 1 - SPS4	Pass	1

Overall Qualification Status

Pass

Date: September 13, 2021 5:50:41 PM

System ID: MY16010005

Protocol Details

Purpose

This section lists the revisions for all test units used in this report. For complete test-specific and high-level change details, refer to the Revision History document.

Test Revision	Test
ES.02.50	Autosampler Operation
ES.02.50	Instrument Tests
ES.02.50	Preparation

Instrument Details

Purpose

This section describes the as found system configuration.

Details

Spectrometer 1	
Manufacturer	Agilent Technologies
Name	5100 SVDV
Model Number	G8010A
Sample Introduction	Double pass glass cyclonic spraychamber and seaspray nebulizer
Serial Number	MY16010005
Firmware Revision	5395
Chiller 1	
Manufacturer	Agilent Technologies
Name	Other Unspecified
Other Unspecified Name	Chiller
Model Number	Other Unspecified
Other Unspecified Model Number	G3292-80201
Serial Number	2008-00159
Autosampler 1	
Manufacturer	Agilent Technologies
Name	SPS4
Model Number	G8410A
Serial Number	AU15440764
Switching Valve Accessory 1	
Manufacturer	Agilent Technologies
Name	SVS 2+
Model Number	G8485A
Serial Number	AU16040115

Preparation

Purpose

This test records a status for each preparation task for the Agilent ICP-OES.

Configuration Details

Model/Serial No.:

G8010A

MY16010005

Results

Criteria

Does the plasma ignite successfully in the first three attempts?

☐ Was the detector calibration performed and completed successfully?

Was the instrument calibration performed and completed successfully?

Observed Result

Yes

Yes

Yes

Expected Result

Yes

Yes

Yes

Status

Pass

Pass

Pass

Test Evidence


Image Details:

Was the detector calibration performed and completed successfully?

September 8, 2021 9:07:42 AM

ASBKKWX328

Host Name:



Instrument Tests

Purpose

This test records a status for each of the automated tests within the Agilent ICP-OES CDS. For detailed test criteria, refer to the attached report.

Configuration Details

Model/Serial No.:

G8010A

MY16010005

Results

Observed Result Expected Result Status

Are the Functional Tests results within acceptance criteria?

Subsystem Communications

Air Flow

Water Flow

Gas Flows

RF Generator

Camera

Optics

Are the Instrument Performance Tests results within acceptance criteria?

Resolution

Sensitivity

Precision

Overall Test Status

Pass

Runs: 1

Image Details:

Was the instrument calibration performed and completed successfully?

Date and Time:

September 8, 2021 9:33:30 AM

Host Name:

ASBKWX328

Instrument: G8010A
Configuration: G8010A
Test: G8010A
Observed Result: Pass
Expected Result: Pass
Status: Pass

Are the Functional Tests results within acceptance criteria?

Subsystem Communications

Air Flow

Water Flow

Gas Flows

RF Generator

Camera

Optics

Are the Instrument Performance Tests results within acceptance criteria?

Resolution

Sensitivity

Precision

Overall Test Status

Pass

Runs: 1

Declaration of Change Control

This document is under change control. Revision history is maintained and printed on each document. Access to the master documents is limited to process owners. Documents receive periodic review and cannot be assigned an evergreen status. The qualification performed according to this document refers only to the hardware/software configuration in place at the time of the qualification. Agilent Technologies recommends that instrument configuration change management procedures be in place in order to maintain the validation process. Any changes to the analytical or computer hardware or software must be clearly specified. A change management system provides a means for determining the degree of requalification required according to the extent of the changes made. All details of the changes must be thoroughly recorded and documented, together with details of completed tests and their results. Note: Hardware/software configuration management is the customer's responsibility.

Autosampler Operation

Purpose

This test verifies that the autosampler operates properly.

Configuration Details

Model/Serial No.:

CS410A

AU15440764

Results

Criteria

Observed Result	Expected Result	Status
Yes	Yes	Pass

Does the autosampler successfully move to the specified location(s)?

Overall Test Status

Pass


Runs: 1

General

Attachments

Location	Category	Document Name	Page
EQR	General	Certificate of Qualification for ACE	1
EQR	General	Certificate of Qualification for ACE	1
EQR	General	Operator's training certificate and qualifications	1
EQR	Material	Certificate of Analysis Wavelength calibration solution	4
EQR	Comments	General	1
EQR	General	Instrument's Test Report	5
EQR	General	Instrument's Test Report	4

Document Name: Certificate of Qualification for ACE



Agilent Compliance Engine Self Qualification

Date: September 8, 2021 10:10:10 AM
Drive Serial #: EAF04572 Platform Revision: A.03.01

Individual self-qualification reports for each specific technique installed are also available upon request. They provide additional details on the general report from the concise summary and are structured by the actual algorithms challenged during the process. There is not a one-to-one relationship between algorithms and OQ program tests because some algorithms are used by several tests and across multiple similar hardware components of the qualified systems.

Technique Type	Tests Completed	Result
UV-Vis Spectrophotometer	13	Conforms
Atomic Absorption	7	Conforms
Capillary Electrophoresis	10	Conforms
Software	6	Conforms
Emission Spectroscopy	3	Conforms
Infrared Spectroscopy	7	Conforms

Overall Qualification Status

Conforms

Date:
System ID:


September 13, 2021 5:50:41 PM
MY16010005

Date:
System ID:

September 13, 2021 5:50:41 PM
MY16010005

General

Document Name: Certificate of Qualification for ACE



Certificate of Completion


Learner Name:	Kanyakorn Sukpathanjarn
Title Of Course:	AN-CE-SS-II-030-A: ACE 3.X User Update Training
Completion Date:	June 25, 2020
Certified By Company:	Learning at Agilent

All Service and Support training certificates have the following specific limitations.

A certificate for Service and Support training is only valid while employed by Agilent Technologies or while working as an Agilent authorized service provider, through which the service employee has ongoing access to Agilent's Safety Alerts, Service Notes, internal technical updates, update training, current documentation, technical support, current parts, and parts updates. Completion of training alone, without being employed by Agilent Technologies, does not qualify an individual to safely install, service or maintain Agilent products.

General

Document Name: Operator's training certificate and qualifications



Certificate of Completion


Learner Name:	Kanyakorn Sukpathanjarn
Title Of Course:	ANV-CE-ICPOES-2-008-A: Agilent 5100 ICP-OES Support Neophyte Training
Completion Date:	November 2, 2017
Certified By Company:	Learning at Agilent

All Service and Support training certificates have the following specific limitations.

A certificate for Service and Support training is only valid while employed by Agilent Technologies or while working as an Agilent authorized service provider, through which the service employee has ongoing access to Agilent's Safety Alerts, Service Notes, internal technical updates, update training, current documentation, technical support, current parts, and parts updates. Completion of training alone, without being employed by Agilent Technologies, does not qualify an individual to safely install, service or maintain Agilent products.

Materials

Document Name: Certificate of Analysis Wavelength calibration solution





Period of Validity: Agilent ensures the accuracy of this solution until the expiration date shown below, provided the instructions for use are followed. During the period of validity, the purchaser will be notified if this product is recalled due to any significant change in the reliability of the solution.

Sample for signature:

Date of release: 8 April 2020

Date of expiration: 8 October 2021


 Chuck Goodwin, Certifying Officer



CERTIFICATE OF ANALYSIS

Agilent Product Name: Wavelength Calibration Solution for ICP-QES & MP-AES, 5 mg/L, 50mL

Agilent Part No: 8810030100

Lot No: 001573841

Product Specifications

Analysis	Starting Material	CAS#	Certified Conc.	Analysis	Starting Material	CAS#	Certified Conc.
Al	Al(NO ₃) ₃	7704-34-9	5.000 ± 0.025 mg/L	Mo	(NH ₄) ₂ MoO ₄	13106-76-9	5.000 ± 0.025 mg/L
As	As ₂ O ₃	7440-38-2	5.000 ± 0.025 mg/L	Ni	Ni	7440-02-0	5.000 ± 0.025 mg/L
Ba	Ba(NO ₃) ₂	10023-35-3	5.000 ± 0.025 mg/L	Pb	Pb	7439-92-1	4.999 ± 0.025 mg/L
Cd	Cd	7440-43-9	5.000 ± 0.025 mg/L	Se	Se	7782-49-2	5.004 ± 0.025 mg/L
Co	Co	7440-48-4	4.998 ± 0.025 mg/L	Sr	Sr(NO ₃) ₂	10045-76-9	5.000 ± 0.025 mg/L
Cr	Cr(NO ₃) ₃	15545-38-4	5.002 ± 0.025 mg/L	Zn	Zn	7440-66-4	5.002 ± 0.025 mg/L
K	KNO ₃	7757-09-1	50.00 ± 0.25 mg/L				


Matrix: 5% HNO₃

Intended Use: This solution is intended for use as a certified reference material or calibration standard for inductively coupled plasma optical emission spectrometry (ICP-OES), inductively coupled plasma mass spectrometry (ICP-MS), atomic absorption spectrometry (flame AAS or GF-AAS), microwave plasma atomic emission spectrometry (MP-AES), x-ray fluorescence spectrometry (XRF), and other techniques for elemental analysis.

Certification & Traceability: This CRM was manufactured under a quality management system that is registered to ISO 9001:2015 and ISO/IEC 17025. This CRM was prepared to the certified concentrations shown above by gravimetric methods using single-element concentrates that were certified using the "High Performance ICP-QES" protocol developed by NIST and are directly traceable to the NIST SRMs listed below. This solution was stabilized using high purity nitric acid (HNO₃) and diluted with filtered (0.22µm), 18 M-ohm deionized water. The balances used in the preparation of this CRM are calibrated regularly with traceability to NIST. All volumetric dilutions are performed in Class A calibrated glassware. The certified concentrations were determined based upon gravimetric procedures. Secondary verification of the certified concentrations was performed using ICP-OES that was calibrated and/or referenced against NIST SRMs: 3101a, 3103a, 3104a, 3108, 3113, 3112a, 3114, 3141a, 3122, 3124, 3128, 3133a, 3163a, and 3168a. The uncertainty associated with each certified concentration represents the expanded uncertainty at the 95% confidence level using a coverage factor of k=2.

Instructions for Use: Agilent recommends that the solution be thoroughly mixed by repeated shaking or swirling of the bottle immediately prior to use. To achieve the highest accuracy the analyst should: (1) use only pre-cleaned containers and transferrers, (2) avoid pipetting directly from the CRM's original container, (3) use a minimum sub-sample size of 500µL, (4) make dilutions using calibrated balances or certified volumetric class A flasks and pipettes, (5) dilute to volume using the same matrix as the original CRM, and (6) never pour used product back into the original container. The solution should be kept tightly capped and stored under normal laboratory conditions. Do not freeze, heat, or expose to direct sunlight. Minimize exposure to moisture or high humidity.

Document Name: Certificate of Analysis Wavelength calibration solution



Hazard Information: Refer to the Safety Data Sheet (SDS), which can be obtained at www.agilent.com/chem/sds.


Homogeneity: This solution was determined to be homogeneous by procedures consistent with the requirements of ISO 17024 and ISO Guide 35. Replicate samples of the finished solution were analyzed to confirm its homogeneity, in accordance with USP <31> and USP <32>. The results of the analysis are provided in the accompanying data sheet. The solution was found to be homogeneous and suitable for use as a standard solution in the instructions for use, as long as it will maintain the certified values and uncertainties.

Further Information: Please contact Agilent for further information about this CMA.

Quality Certifications: This CMA was prepared under a quality management system that is:

- Accredited to ISO 15189 – General Requirements for the Competence of Reference Material Producers (Agilent Cert. No. 2048.02)
- Accredited to ISO 17024 – General Requirements for the Competence of Reference Material Producers (Agilent Cert. No. 2048.02)
- Accredited to ISO/IEC 17025 – General Requirements for the Competence of Testing and Calibration Laboratories (Agilent Cert. No. 2048.01)

Document Name: Certificate of Analysis Wavelength calibration solution



Hazard Information: Refer to the Safety Data Sheet (SDS), which can be obtained at www.agilent.com/chem/sds.

Homogeneity: This solution was determined to be homogeneous by procedures consistent with the requirements of ISO 17024 and ISO Guide 35. Replicate samples of the finished solution were analyzed to confirm its homogeneity, in accordance with USP <31> and USP <32>. The results of the analysis are provided in the accompanying data sheet. The solution was found to be homogeneous and suitable for use as a standard solution in the instructions for use, as long as it will maintain the certified values and uncertainties.

Further Information: Please contact Agilent for further information about this CMA.

Quality Certifications: This CMA was prepared under a quality management system that is:

- Accredited to ISO 15189 – General Requirements for the Competence of Reference Material Producers (Agilent Cert. No. 2048.02)
- Accredited to ISO 17024 – General Requirements for the Competence of Reference Material Producers (Agilent Cert. No. 2048.02)
- Accredited to ISO/IEC 17025 – General Requirements for the Competence of Testing and Calibration Laboratories (Agilent Cert. No. 2048.01)

Document Name: Instrument's Test Report

Date/Time: September 13, 2021 5:27:56 PM

Test: General

Comment: Start OQ on 08 Sep 21 and found water flow fail, So repair job complete for 13 Sep 21 and OQ continue to complete.

Report Summary

Instrument Model	Agilent 5100/5110 SVDV ICP-OES
Instrument ID	G8010AG8014A
Instrument Serial Number	MY16010005
Software Version	7.5.3.11953
Firmware Version	5395
Tested By	Kanyakorn S.
Test started on	9/8/2021 9:51:21 AM
Test Completed On	9/8/2021 9:56:35 AM

Result Summary

Subsystem Communications Test	Pass
Air Flow Test	Skipped
Water Flow Test	Skipped
Gas Flows Test	Skipped
RF Generator Test	Skipped
Camera Test	Skipped
Optics Test	Pass
Advanced Valve System Test	Skipped
Resolution Test	Pass
Sensitivity Test	Pass
Precision Test	Pass

Subsystem Communications Test

Subsystem Communications Test	Pass
-------------------------------	------

Optics Test

Intensity	3082176	Radial	3162050	Axial	SVDV
Wavelength	737.212		737.212		3419288

Document Name:

Instrument's Test Report

Instrument's Test Report

Sensitivity Test					Pass	
Radial						
Element Wavelength	Specification	Method	Ratio	Standard	Blank	
As (188.980 nm)	≥ 46.0	SRBR	88.8	960.1	94.9	
Se (196.026 nm)	≥ 41.0	SRBR	55.8	709.4	113.8	
Zn (213.857 nm)	≥ 1421.0	SRBR	2095.3	29674.4	197.9	
Pb (220.353 nm)	≥ 48.0	SRBR	100.6	1392.6	152.2	
Mn (257.610 nm)	≥ 3518.0	SRBR	6641.7	127413.8	365.9	
Al (396.152 nm)	≥ 3.4	SBR	6.9	24237.9	3081.8	
Ba (493.408 nm)	≥ 34.0	SBR	95.1	1015416.2	10563.7	
K (766.491 nm)	≥ 1.8	SBR	4.4	82043.9	15521.8	
Axial						
Element Wavelength	Specification	Method	Ratio	Standard	Blank	
As (188.980 nm)	≥ 208.0	SRBR	292.4	5108.5	273.5	
Se (196.026 nm)	≥ 159.0	SRBR	199.9	3803.2	321.0	
Zn (206.200 nm)	≥ 243.0	SRBR	793.6	12455.9	237.0	
Zn (213.857 nm)	≥ 1743.0	SRBR	4924.5	130652.8	696.4	
Cd (214.439 nm)	≥ 4227.0	SRBR	4508.6	87692.4	375.1	
Pb (220.353 nm)	≥ 320.0	SRBR	327.3	7653.1	460.3	
Mn (257.610 nm)	≥ 10625.0	SRBR	19006.6	632891.9	1104.7	
Cr (267.716 nm)	≥ 1045.0	SRBR	4115.3	173959.6	1751.9	
Cu (324.754 nm)	≥ 19.0	SBR	46.6	188303.3	3960.0	
Al (396.152 nm)	≥ 6.0	SBR	16.7	156852.5	8877.5	
Ba (493.408 nm)	≥ 60.0	SBR	168.0	5374075.7	31797.5	
K (766.491 nm)	≥ 24.0	SBR	64.8	2536127.0	38564.9	

Precision Test				Pass	
Radial					
Element Wavelength	Specification	Measured Value	% RSD		
As (188.980 nm)	≤ 2.60	1.08			
Se (196.026 nm)	≤ 2.60	1.38			
Zn (213.857 nm)	≤ 1.50	0.62			
Pb (220.353 nm)	≤ 2.60	0.72			
Mn (257.610 nm)	≤ 1.50	0.44			

Page 3 of 5

Date:
System ID:September 13, 2021 5:50:41 PM
MY16010005

Page 24 / 34

Date:
System ID:September 13, 2021 5:50:41 PM
MY16010005

Page 23 / 34

Resolution Test				Pass	
Element Wavelength	Specification	Width			
N (174.213 nm)	≤ 9.40	7.54			
As (188.980 nm)	≤ 8.20	6.43			
C (193.027 nm)	≤ 11.50	8.89			
Mo (202.032 nm)	≤ 8.20	6.50			
Cr (206.158 nm)	≤ 13.40	11.05			
Zn (213.857 nm)	≤ 8.70	7.27			
Pb (220.353 nm)	≤ 9.50	7.52			
Co (228.615 nm)	≤ 17.20	12.66			
Ba (230.424 nm)	≤ 9.40	7.80			
Mn (257.610 nm)	≤ 13.30	9.99			
Mn (260.568 nm)	≤ 20.30	16.83			
Cr (267.716 nm)	≤ 11.00	8.53			
Cu (324.754 nm)	≤ 25.00	19.14			
Cu (327.395 nm)	≤ 14.20	11.75			
Sr (338.071 nm)	≤ 33.50	26.94			
Ba (455.403 nm)	≤ 44.00	33.57			
Sr (460.733 nm)	≤ 36.00	22.38			
Ba (493.408 nm)	≤ 36.00	25.86			
Ba (614.171 nm)	≤ 42.00	28.49			
Ar (675.283 nm)	≤ 74.00	60.58			
K (766.491 nm)	≤ 80.00	66.42			

Page 2 of 5

Document Name: Instrument's Test Report

Document Name: Instrument's Test Report

Radii-Axial Intensity Ratio(Range 0-100) - 1.03 - Passed
Peak Intensity Simultaneous mode 3419287.83 - Passed
Shutter closed - Passed
Optics Test Completed - Passed
Instrument Performance- Started
Instrument Performance Completed - Passed

Axial		
Al (396.152 nm)	≤ 1.50	0.45
Ba (493.408 nm)	≤ 1.50	0.48
K (766.491 nm)	≤ 1.50	0.34
Radial		
Element Wavelength	Specification	Measured Value % RSD
As (188.980 nm)	≤ 1.50	0.64
Se (196.028 nm)	≤ 1.50	0.58
Zn (206.200 nm)	≤ 1.50	0.29
Zn (213.857 nm)	≤ 1.50	0.38
Cu (214.439 nm)	≤ 1.50	0.30
Pb (220.353 nm)	≤ 1.50	0.47
Mn (237.610 nm)	≤ 1.50	0.78
Cr (267.716 nm)	≤ 1.50	0.30
Cu (324.754 nm)	≤ 1.50	0.45
Al (396.152 nm)	≤ 1.50	0.35
Ba (493.408 nm)	≤ 1.50	0.50
K (766.491 nm)	≤ 1.50	0.46

Report Detail

Tests Run - Operator: Kanyakom S.
Subsystem Communications Test-Started
Subsystem Status
Main Power Module - Passed
Gas Control Module - Passed
RF Generator - Passed
pre-optics Module - Passed
Optics/Camera Control Module - Passed
Pentaltic Pump - Passed
Subsystem Communications Test Completed - Passed
Optics Test-Started
Test View Mode Intensities Status
LED Off - Passed
Shutter opened - Passed
Peak Intensity Radial mode 3082176.14 - Passed
Shutter closed - Passed
Peak Intensity(closed shutter) Radial mode 55.00 - Passed
Shutter opened - Passed
Optical Argon Ratio: Calculated Value = 2.56, Factory Value = 2.60
Peak Intensity Axial mode 3162550.49 - Passed

Document Name:

Instrument's Test Report

General

Document Name:

Instrument's Test Report

MM-N08

Gas Flows Test				Pass			
Nebulizer Target Flow	0.70	Actual Flow	0.71	Auxiliary Target Flow	2.00	Actual Flow	2.00
		Back Pressure	276.73			Back Pressure	106.21
Makeup Target Flow	2.00	Actual Flow	2.00	Plasma Target Flow	18.00	Actual Flow	17.96
		Back Pressure	106.63			Back Pressure	19.78
RF Generator Test				Pass			
RF Power Supply Test		Passed		RF Power Supply (V)	130.332		
RF Oscillator Test		Passed		RF Oscillator Frequency (MHz)	25.917		
Work Coil Current (A)		44.873		RF Power Supply Current (A)	1.996		
Camera Test				Pass			
Black Level Test		Passed		Noise Test		Photo Response Test	
Optics Test				Pass			
Intensity	2965933	Radial	3009947	Axial	SVDV		
Wavelength	737.212		737.212		3265038		
					737.212		
Report Detail							
Tests Run - Operator: Kanyakorn S.							
Subsystem Communications Test- Started							
Subsystem Status							
Mains Power Module - Passed							
Gas Control Module - Passed							
RF Generator - Passed							
pre-optics Module - Passed							
Optical/Camera Control Module - Passed							

Page 2 of 4

Report Summary			
Instrument Model	Agilent 5100/5110 SVDV ICP-OES		
Instrument ID	G8010A/G8014A		
Instrument Serial Number	MY16010005		
Software Version	7.5.3.11953		
Firmware Version	5395		
Tested By	Kanyakorn S.		
Test started on	9/13/2021 5:33:48 PM		
Test Completed On	9/13/2021 5:46:50 PM		
Result Summary			
Subsystem Communications Test			Pass
Air Flow Test			Pass
Water Flow Test			Pass
Gas Flows Test			Pass
RF Generator Test			Pass
Camera Test			Pass
Optics Test			Pass
Advanced Valve System Test			Skipped
Resolution Test			Skipped
Sensitivity Test			Skipped
Precision Test			Skipped
Subsystem Communications Test			
			Pass
Air Flow Test			
30% Air Flow (relative speed)		60% Air Flow (relative speed)	
11.00		16.00	
Water Flow Test			
RF Water Flow(L/min)		Water Inlet Temperature (°C)	
1.21		23.01	
Camera Water Flow (L/min)			
1.14			

u.32/94

Document Name:

Instrument's Test Report

Instrument's Test Report

Plasma Ignite Started - Passed
Plasma Ignite - Passed
Waiting 5 min for plasma warm up - Passed
Shutter opened - Passed
Peak Intensity Radial mode 2965532.60 - Passed
Shutter closed - Passed
Peak Intensity Axial mode 300947.39 - Passed
Plasma (closed shutter) Radial mode 55.46 - Passed
Shutter opened - Passed
Optical Argon Ratio: Calculated Value = 2.53, Factory Value = 2.60
Peak Intensity Axial mode 300947.39 - Passed
Radial-Axial Intensity Ratio(Range 0-100) - 1.01 - Passed
Peak Intensity Simultaneous mode 326538.46 - Passed
Shutter closed - Passed
Optics Test Completed - Passed

Document Name:

Instrument's Test Report

Peristaltic Pump - Passed
Subsystem Communications Test Completed - Passed
Air Flow - Started
Fan Speed(%) Air Flow(relative speed) Status
30% 11 - Passed
60% 18 - Passed
Air Flow Completed - Passed
Water Flow - Started
RF Water Flow(L/min) = 1.21
Cooling Water Flow(L/min) = 1.14
Water Inlet Temperature = 23.01
RF Water Flow(L/min) (off) = 0.00
Water Flow Completed - Passed
Gas Flows - Started
Channel Target Actual Pressure Failure Status
Auxiliary Gas 0.00 0.06 N/A - Passed
Auxiliary Gas 2.00 2.00 N/A - Passed
Nebulizer Gas 0.00 0.07 0.00 N/A - Passed
Nebulizer Gas 0.70 0.71 2767.3 N/A - Passed
Plasma Gas 0.00 0.00 0.00 N/A - Passed
Plasma Gas 18.00 17.96 N/A - Passed
Makeup Gas 0.00 0.08 N/A - Passed
Makeup Gas 2.00 2.00 N/A - Passed
Purge Gas 0.70 0.70 N/A - Passed
Purge Gas 3.70 3.70 N/A - Passed
All Channel Flow On - Passed
All Channel Flow Off - Passed
Gas Flows Completed - Passed
RF Generator - Started
RF generator turned off - Passed
RF generator started - Passed
Bias Control = 0 V - Passed
RF Power Supply - Set Value = 150V, Actual Value = 130.33V - Passed
RF Oscillator Started - Passed
RF Oscillator Frequency(MHz) = 25.92, Workcoil Current(Amps) = 44.87, RF Power Supply Current(Amps) = 2.00 - Passed
RF Oscillator stopped - Passed
RF generator turned off - Passed
RF generator started - Passed
RF Generator Completed - Passed
Camera Test - Started
Black level test - PASSED
Noise test - PASSED
Picture test - PASSED
Camera Test Completed - Passed
Optics Test - Started
Test View Mode Intensities Status
LED Off - Passed

Electronic Signature

Purpose

This signature page was created and published because the ACE sign-off action was executed, which is valid for the entire document, including attachments. The ACE sign-off is an electronic signature that requires two distinct identification components: unique username and personal password. The Agilent representative who has delivered this service understands the meaning and legal status of an electronic signature. As a trained official operator, the Agilent representative has a unique password and login to access ACE and electronically sign this document. (Other e-signatures can be applied to this document using a Document Content Management or other suitable method defined in your data access and control procedures.)

Details

Full Name of Signer: Kanyakorn Sukpathrajareon
Logged On User Name: phinprapha.jeeraphong@agilent.com
Signature Creation Date: September 13, 2021
Reason for Signature: Executed protocol and published this original version of document

Regulatory Disclaimer

This document provides a protocol to verify and record instrument configuration and evidence of proper operation. It has been prepared from our interpretation of applicable regulations as well as industry best practices. The document is designed to provide an important component of a complete compliance package. Validation depends upon many factors and use of this protocol alone does not assure compliance. Agilent Technologies makes no promises or representations as to its sufficiency for any specific regulatory program.

Warranty

Agilent Technologies makes no warranty of any kind to this material, including but not limited to, the implied warranties or merchantability and fitness for a particular purpose. Agilent Technologies shall not be liable for errors contained herein or for incidental or consequential damages in connection with the furnishing, performance, or use of this material.

User Name: phinprapha.jeeraphong
Host Name: ASBKWKX328
System ID: MY16010005
Print Date: September 13, 2021 5:50:44 PM

DOHW 5100 ICPOES A.L.S 08Sep21 Transaction log :

Time	Transaction State	Activity Performed	Type of Transaction	Optional Information
September 8, 2021 8:49:59 AM	Audit	Session Created	Session	None
September 8, 2021 8:49:59 AM	Start	Configuration	Session	None
September 8, 2021 8:49:59 AM	Audit	Enrollment	Licensing	User is Field Engineer and does not require an unlock code
September 8, 2021 9:37:08 AM	Audit	Ecp Loaded	Session	EQP details for primary technique [Eq] - File path: [ProtocolPacks\Eqs\Configural onal02.50\Eq.02.50.eqp], EQP File Name: [Eq.02.50.eqp], EQP Name: [AgilentRecommended]
September 8, 2021 9:07:11 AM	End	Configuration	Session	None
September 8, 2021 9:07:15 AM	Start	Qualification	Session	OQ
September 8, 2021 9:07:15 AM	Start	Execution	Preparation : 5100 SVDV: Qualitative Test - No setpoints associated	None
September 8, 2021 9:34:35 AM	End	Execution	Preparation : 5100 SVDV: Qualitative Test - No setpoints associated	Run Count : 1
September 8, 2021 9:34:39 AM	Start	Execution	Instrument Tests : 5100 SVDV: Qualitative Test - No setpoints associated	None
September 8, 2021 9:51:27 AM	End	Execution	Instrument Tests : 5100 SVDV: Qualitative Test - No setpoints associated	Run Count : 1

Metrological Center

SCI ECO Services Company Limited

33/2 Moo 3, T.Banpa, A.Kaengkhoi, Saraburi 18110

Telephone : +66 2 586 5792-4 Fax : +66 2 586 5109

Website : www.scieco.co.th E-Mail : calibrate@scg.co.th



Certificate No. T220730

Page 2 of 6

Calibration Report

Equipment : HEATING BLOCK
Date of Calibration : 7 April 2022
Environment : Temperature : 21.8-23.1 °C
Line Voltage : 221.6-226.3 V
Relative Humidity : 55 - 65 %RH

Condition of this results of calibration :

1. This equipment was calibrated by insert nine standard thermocouples type T into its chamber , the other one standard thermocouples type T use for ambient temperature measurement . The calibration was done in according to WI-T20.
All data show below were final values and the initial data from customer request . The temperature scale used was based on ITS - 90 .
2. Reference Standard Instrument :

Instrument	Model	Instrument No.	Certificate No.	Due Date
TC	TYPE T	TN221-TN230	T210008	08 June 2022
TC	TYPE T	TN231-TN240	T210008	08 June 2022
DATA LOGGER	34970A	T149	T210008	08 June 2022

3. This certificate is traceable to :
National Institute of Metrology (Thailand) through Metrological Center (NSC-TISI-TIS 17025 CALIBRATION 0244.)
4. Condition of calibrated item : good

Equipment Description :

Time Constant 2 Hour 25 Minute At 95 °C
Fresh Air Damper ☐ Open ☐ Min ☐ Medium ☐ Max
☐ Close
☒ Not Available

5. Adjustment :
() without adjustment (X) after adjustment

Approved By:_____



Metrological Center

SCI ECO Services Company Limited

33/2 Moo 3, T.Banpa, A.Kaengkhoi, Saraburi 18110

Telephone : +66 2 586 5792-4 Fax : +66 2 586 5109

Website : www.scieco.co.th E-Mail : calibrate@scg.co.th

Certificate No. T220730

Page 1 of 6

Certificate of Calibration

Equipment : HEATING BLOCK
Manufacturer : Environmental Express
Model : SC 196
Serial No. : 6974CECW3285
Customer Code : BKK_EL0054
ID No. : T5306A3
Customer : ALS Laboratory Group (Thailand) Co.,Ltd.
104 Phatthanakan 40, Phatthanakan Rd., Khwaeng Phatthanakan,
Khet Suan Luang, Bangkok 10250

REVIEW BY
APPROVED BY
NEXT CAL. DATE 7/10/82

Customer Location : Acid Digestion Lab
Date of Receipt : 30 March 2022
Calibrated By : Watcharapon Sangtong (Technician)
Approved By : _____ / Sujjar Naknakred (Site Calibration Manager)
Date of Issue : 12 APR 2022

The uncertainties are for a confidence probability of approximately 95%.

This Certificate is issued in accordance with the conditions of accreditation granted by the Thai Laboratory Accreditation Scheme which has assessed the measurement capability of the laboratory and its traceability to recognized national standards and to the units of measurement realized at the corresponding national standard laboratory. This certificate may not be reproduced other than in full except with the prior written approval of the Metrological Center.




Calibration Report

Measurement Results

Calibration Point		Average Standard Reading at each position (°C)									
R1 Hole1-Hole6	TN221	TN222	TN223	TN224	TN225	TN226					
	Max	93.60	93.82	94.05	94.20	94.36					
	Min	93.07	93.26	93.51	93.66	93.82					
	Average	93.33	93.54	93.78	93.93	94.09					
R2 Hole7-Hole12	TN227	TN228	TN229	TN230	TN231	TN232					
	Max	94.59	94.79	94.63	94.55	94.82					
	Min	94.05	94.25	94.08	93.97	94.26					
	Average	94.32	94.52	94.36	94.26	94.54					
R3 Hole13-Hole18	TN233	TN234	TN235	TN236	TN237	TN238					
	Max	95.03	94.54	94.78	94.84	95.06					
	Min	94.46	93.98	94.20	94.28	94.49					
	Average	94.74	94.26	94.49	94.56	94.78					
R4 Hole19-Hole24	TN239	TN240	TN221	TN222	TN223	TN224					
	Max	94.89	94.82	95.73	95.85	95.73					
	Min	94.33	94.26	95.51	95.62	95.51					
	Average	94.61	94.54	95.62	95.73	95.62					
R5 Hole25-Hole30	TN225	TN226	TN227	TN228	TN229	TN230					
	Max	96.28	96.39	96.37	96.54	96.19					
	Min	96.01	96.10	96.02	96.20	95.89					
	Average	96.15	96.24	96.20	96.37	96.04					
R6 Hole31-Hole36	TN231	TN232	TN233	TN234	TN235	TN236					
	Max	96.84	96.97	97.03	96.48	96.33					
	Min	96.53	96.65	96.71	96.08	95.98					
	Average	96.68	96.81	96.87	96.28	96.16					
R7 Hole37-Hole42	TN227	TN238	TN239	TN240	TN221	TN222					
	Max	96.46	96.15	96.19	96.06	96.95					
	Min	96.13	95.84	95.85	95.72	96.64					
	Average	96.30	95.99	96.02	95.89	96.80					
R8 Hole43-Hole48	TN223	TN224	TN225	TN226	TN227	TN228					
	Max	96.91	96.58	96.13	96.19	96.34					
	Min	96.55	96.21	95.80	95.87	96.03					
	Average	96.73	96.40	95.96	96.03	96.18					

Approved By. _____

Calibration Report



FRONT CONTROL

Approved By. _____



Certificate No. T220730

Page 5 of 6

Calibration Report

Measurement Results:

HEATING BLOCK			Temperature Distribution	
Setting (°C)	Reading (°C)		Stability (± °C)	Uncertainty (± °C)
	Min , Max	Average		
100.0	100.0 , 100.4	100.1	0.29	0.83
105.0	105.0 , 105.4	105.1	0.20	0.79

* The quoted uncertainty exclude " uniformity "

The calibration result apply only the above calibrated item.

The result of test was found accurate as shown on date and place of test only.

The reported expanded uncertainty is based on a standard uncertainty multiplied by a coverage factor k which for a t-distribution, providing a level of confidence of approximately 95 % .

Approved By. _____



Certificate No. T220730

Page 5 of 6

Calibration Report

Measurement Results

Calibration Point		Average Standard Reading at each position (°C)									
R1 Hole1-Hole6 CAL POINT 105	Max	TN221	TN222	TN223	TN224	TN225	TN226				
		104.47	104.65	104.79	105.31	105.47	105.46				
	Min	104.15	104.27	104.45	104.98	105.14	105.20				
	Average	104.31	104.46	104.62	105.15	105.31	105.33				
R2 Hole7-Hole12	Max	TN227	TN228	TN229	TN230	TN231	TN232				
		105.55	105.73	105.65	105.84	105.97	106.07				
	Min	105.28	105.43	105.35	105.52	105.68	105.83				
	Average	105.42	105.58	105.50	105.68	105.82	105.95				
R3 Hole13-Hole18	Max	TN233	TN234	TN235	TN236	TN237	TN238				
		106.14	106.06	105.81	106.05	105.81	105.87				
	Min	105.85	105.81	105.55	105.80	105.53	105.64				
	Average	106.00	105.94	105.68	105.92	105.67	105.75				
R4 Hole19-Hole24	Max	TN239	TN240	TN221	TN222	TN223	TN224				
		105.86	105.60	104.44	104.51	104.28	104.78				
	Min	105.61	105.37	104.27	104.35	104.12	104.61				
	Average	105.74	105.48	104.35	104.43	104.20	104.69				
R5 Hole25-Hole30	Max	TN225	TN226	TN227	TN228	TN229	TN230				
		104.94	104.93	104.97	105.08	104.68	104.69				
	Min	104.77	104.75	104.76	104.90	104.51	104.49				
	Average	104.85	104.84	104.86	104.99	104.60	104.59				
R6 Hole31-Hole36	Max	TN231	TN232	TN233	TN234	TN235	TN236				
		105.44	105.45	105.61	104.95	104.84	104.42				
	Min	105.27	105.27	105.44	104.76	104.66	104.25				
	Average	105.36	105.36	105.53	104.86	104.75	104.33				
R7 Hole37-Hole42	Max	TN237	TN238	TN239	TN240	TN221	TN222				
		105.17	104.70	104.59	104.51	105.22	105.53				
	Min	105.00	104.53	104.41	104.35	105.04	105.37				
	Average	105.08	104.62	104.50	104.43	105.13	105.45				
R8 Hole43-Hole48	Max	TN223	TN224	TN225	TN226	TN227	TN228				
		105.61	105.45	105.10	104.77	104.87	105.02				
	Min	105.44	105.28	104.92	104.60	104.70	104.85				
	Average	105.53	105.37	105.01	104.69	104.79	104.93				

Approved By. _____



Metrological Center

SCI ECO Services Company Limited

33/2 Moo 3, T.Banpa, A.Kaengkhoi, Saraburi 18110, Thailand.



NSC-TISI-TIS 17025
CALIBRATION 0244

Certificate No. T221644

Page 2 of 4

Calibration Report

Equipment : Chamber (Cold Room)
Date of Calibration : 30 June - 1 July 2022
Environment : Temperature : 18.9-23.7 °C
Line Voltage : 222.9-226.5 V
Relative Humidity : 55 - 65 %RH

Condition of this results of calibration :

1. This equipment was calibrated by insert nine standard thermocouples type T into its chamber , the other one standard thermocouples type T use for ambient temperature measurement . The calibration was done in according to WI-T20 (based on ASTM E145-94 (Reapproved 2001) and AS2853-1986).

All data show below were final values and the initial data from customer request . The temperature scale used was based on ITS - 90 .

2. Reference Standard Instrument :

Instrument	Model	Instrument No.	Certificate No.	Due Date
TC	TYPE T	TN161-TN170	T210009	30 July 2022
TC	TYPE T	TN171-TN180	T210009	30 July 2022
DATA LOGGER	34970A	T149	T210009	30 July 2022

3. This certificate is traceable to :

National Institute of Metrology (Thailand) through Metrological Center (NSC-TISI-TIS 17025 CALIBRATION 0244.)

4. Condition of calibrated item : good

Equipment Description :

Time Constant 3 Hour - Minute At 3 °C
Fresh Air Damper ☐ Open ☐ Min ☐ Medium ☐ Max
☐ Close
☒ Not Available

5. Adjustment :

() without adjustment (X) after adjustment

Approved By: _____

u.32/101



Metrological Center

SCI ECO Services Company Limited

33/2 Moo 3, T.Banpa, A.Kaengkhoi, Saraburi 18110, Thailand.

Saraburi Tel : +66 3627 3096 Fax : +66 3627 3100

Bangkok Tel : +668 9205 6851 , +669 8247 2360

Website : www.scieco.co.th E-Mail : calibrate@scg.co.th



NSC-TISI-TIS 17025
CALIBRATION 0244

Certificate No. T221644

Page 1 of 4

Certificate of Calibration

Equipment : Chamber (Cold Room)

Manufacturer : KOLDTECH

Model : KM 320

Serial No. : TBN-1012061/05

Customer Code : BKK_EN0167

ID No. : T2463A3

Customer : ALS Laboratory Group (Thailand) Co.,Ltd.

104 Phatthanakan 40, Phatthanakan Rd., Khwaeng Phatthanakan,

Khet Suan Luang, Bangkok 10250

Customer Location : Environmental Laboratory

Date of Receipt : 27 June 2022

Calibrated By : Sujjar Naknakred (Site Calibration Manager)

Approved By : _____ / Boonchai Suriyawong (Site Calibration Manager)

Date of Issue : 04 JUL 2022

The uncertainties are for a confidence probability of approximately 95%.

This Certificate is issued in accordance with the conditions of accreditation granted by the Thai Laboratory Accreditation Scheme which has assessed the measurement capability of the laboratory and its traceability to recognized national standards and to the units of measurement realized at the corresponding national standard laboratory. This certificate may not be reproduced other than in full except with the prior written approval of the Metrological Center.

FM-L15 11/715-05-63

FM-L14 11/701-02-64

MM-N08



Certificate No. T221644

Page 4 of 4

Calibration Report

Measurement Results:

Average Standard Reading at each position (°C)											
Calibration Point	TN161	TN162	TN163	TN164	TN165	TN166	TN167	TN168	TN169	TN170	
3	2.71	2.82	2.75	2.89	2.95	3.68	3.02	2.96	3.03	2.85	
	TN171	TN172	TN173	TN174	TN175	TN176					
	2.97	3.02	2.89	3.04	2.97	3.33					

Chamber (Cold Room)		Temperature Distribution				
Setting (°C)	Reading (°C)		Average (°C)	Stability (± °C)	Uniformity (°C)	Coverage Factor k
	Min.	Max				
3.0	2.9	4.0	3.2	1.05	1.30	1.66
			2.99			2.00

* The quoted uncertainty exclude " uniformity "

The calibration result apply only the above calibrated item.

The result of test was found accurate as shown on date and place of test only.

The reported expanded uncertainty is based on a standard uncertainty multiplied by a coverage factor k which for a t-distribution, providing a level of confidence of approximately 95 % .

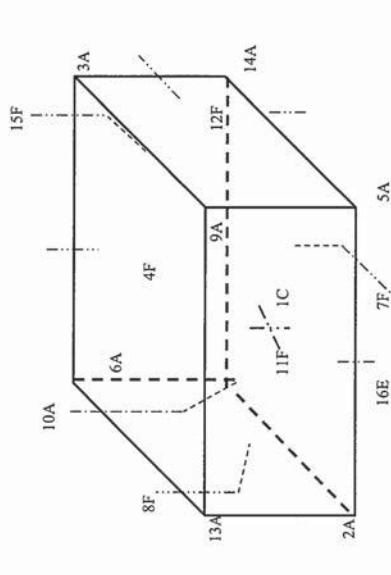
Approved By. _____



Certificate No. T221644

Page 3 of 4

Calibration Report



C = Centre, F = Centre of Face, A = Corner, E = Centre of Edge

1C	=	TN161
2A	=	TN162
3A	=	TN163
4F	=	TN164
5A	=	TN165
6A	=	TN166
7F	=	TN167
8F	=	TN168
9A	=	TN169
10A	=	TN170

11F	=	TN171
12F	=	TN172
13A	=	TN173
14A	=	TN174
15F	=	TN175
16E	=	TN176

Approved By. _____

Table of Contents

Section	Page
Cover	1
Table of Contents	2
Test Summary	3
Service Details	4
Instrument Details	5
Calculation Formulas	7
Protocol Details	8
Tests	9
Autosampler Check : SPS4	9
Integrated Sample Introduction System (SIS) Check : ISIS3	10
Autotune : G8403A	11
Background (No Gas Mode) : G8403A	13
Background (Gas Modes) : G8403A	14
20-Minute Stability (No Gas Mode) : G8403A	15
Declaration of Change Control	16
Attachments	17
Electronic Signature	31
Transaction Logs	32



Agilent CrossLab Compliance

Qualification Type: ICPMS-OQ

System ID: JP15471169

EQP Name: AgilentRecommended

EQP Revision: ICPMS.02.50

EQP Publish Date: March 2020

Date: September 30, 2021 4:07:18 PM

Report Type: Report

Org. Name: ALS Laboratory Group (Thailand) Co.,Ltd.

Org. Location: 104 Phattanakarn 40, Suan Luang, Bangkok 10250.

REVIEW BY

APPROVED BY

NEXT CAL. DATE 29 March 2023

Service Details

Purpose

This section includes local contact and delivery details for this service.

General Details

Service Order No./Request: 6004837154
EQP Name: AgilentRecommended
EQP Revision: ICPMS.02.50
Report Type: Report

Organization Details

Name: ALS Laboratory Group (Thailand) Co.,Ltd.
Location: 104 Phattanakam 40, Suan Luang, Bangkok 10250.

Local Contact Details

Name: Chatchanal Komarakul.
Job Title: Manager
Qualification Location: Laboratory

Operator Details

Name: Panthep Kurasathain
Job Title: Field Service Engineer.

Data Acquisition Details

Acquisition Software Name: MassHunter
Acquisition Software Revision: C.01.04

Customer Data System (CDS):

IcpMs: MassHunter

Test Summary

Purpose

This section includes a status for each scheduled test and the overall qualification. For each test that is run, (1) the status is automatically determined based on pre-defined limits, and (2) the total number of times the test was run is displayed. For detailed results and specifications for a test, refer to the test results in this EQR.

Details	Status	Runs
Test		
Autosampler Check : SPS4	Pass	1
Integrated Sample Introduction System (ISIS) Check : ISIS3	Pass	1
Autotune : G8403A	Pass	1
Background (No Gas Mode) : G8403A	Pass	1
Background (Gas Modes) : G8403A	Pass	1
20-Minute Stability (No Gas Mode) : G8403A	Pass	1

Overall Qualification Status

Pass

Chiller 1

Manufacturer	Agilent Technologies
Name	Chiller
Model Number	G3392A
Serial Number	3U1610713

Instrument Details

Purpose
This section describes the as found system configuration.

Details

ICP-MS 1	
Manufacturer	Agilent Technologies
Name	7900
Model Number	G8403A
Installed Options	#100H: Standard Package with Hydrogen option
Detector Type	SQ
Nebulizer	Mira Mist (G3161)
Spray Chamber	Quartz
Torch	Quartz
Sampling Cone	NI
Skimmer Cone	NI
Serial Number	JP15471169
Firmware Revision	C.01.04
ISIS 1	
Manufacturer	Agilent Technologies
Name	ISIS3
Model Number	G8411A
Type	Peristaltic pump system
Serial Number	JP15510227
Autosampler 1	
Manufacturer	Agilent Technologies
Name	SPS4
Model Number	G8410A
Serial Number	AU15430722

Protocol Details

Purpose

This section lists the revisions for all test units used in this report. For complete test-specific and high-level change details, refer to the Revision History document.

Test Revision	Test
ICPMS.02.50	20-Minute Stability (No Gas Mode)
ICPMS.02.50	Autosampler Check
ICPMS.02.50	Autotune
ICPMS.02.50	Background (Gas Modes)
ICPMS.02.50	Background (No Gas Mode)
ICPMS.02.50	Integrated Sample Introduction System (ISIS) Check

Calculation Formulas

Purpose

This section includes calculation formulas for all available tests. Depending upon which tests are scheduled, all or some apply to your qualification.

For a description of calculations for ICP-MS tests performed by the MassHunter software, refer to the MassHunter application and documentation.

Integrated Sample Introduction System (ISIS) Check

Purpose
This test demonstrates that the ISIS module is correctly installed and connected. It does not test module performance.

Setpoint				Runs: 1
Results	Criteria	Observed Result	Expected Result	Status
	As commanded, does the pump rotate?	Yes	Yes	Pass
	As commanded, do the valves load and inject?	Yes	Yes	Pass
	Setpoint Status:	Pass		
Overall Integrated Sample Introduction System (ISIS) Check Test Status				
Pass				

Autosampler Check

Purpose
This test demonstrates that the autosampler module is correctly installed and connected. It does not test module performance.

Setpoint					Runs: 1
Results	Criteria	Observed Result	Expected Result	Status	
	After the self test, is probe in the home position?	Yes	Yes	Pass	
	As commanded, is the probe positioned at vial 2?	Yes	Yes	Pass	
Setpoint Status:	Pass				
Overall Autosampler Check Test Status					
Pass					

Mass 7 Sensitivity No Gas

Agilent Recommended:

Status:

94.28 Mcps/ppm

>=

Pass

Mass 89 Sensitivity No Gas

Agilent Recommended:

Status:

307.15 Mcps/ppm

>=

Pass

Mass 205 Sensitivity No Gas

Agilent Recommended:

Status:

203.77 Mcps/ppm

>=

Pass

Mass 59 Sensitivity He

Agilent Recommended:

Status:

28.38 Mcps/ppm

>=

Pass

Mass 89 Sensitivity H2

Agilent Recommended:

Status:

129.27 Mcps/ppm

>=

Pass

Oxide Ratio 156/140

Agilent Recommended:

Status:

1.047 %

<=

1.38

Doubly Charged Species Ratio 70/140

Agilent Recommended:

Status:

1.482 %

<=

2.3

Setpoint Status:

Pass

Runs: 1

Overall Autotune Test Status

Pass

Autotune

Purpose

This test uses traceable checkout standards to run a software-executed autotune in all modes. The tune report provides values for peak width, mass axis, sensitivity, oxide species, and doubly-charged species tests.

Setpoint

Results

Peakwidth Mass 7

Agilent Recommended:

Status:

0.719 AMU

>= 0.65

<= 0.80

Pass

Peakwidth Mass 89

Agilent Recommended:

Status:

0.750 AMU

>= 0.65

<= 0.80

Pass

Peakwidth Mass 205

Agilent Recommended:

Status:

0.713 AMU

>= 0.65

<= 0.80

Pass

Mass Axis 7

Agilent Recommended:

Status:

7.05 AMU

>= 6.9

<= 7.1

Pass

Mass Axis 89

Agilent Recommended:

Status:

88.95 AMU

>= 88.9

<= 89.1

Pass

Mass Axis 205

Agilent Recommended:

Status:

205.00 AMU

>= 204.9

<= 205.1

Pass

Background (Gas Mode)

Purpose

This test examines the background of the ICP-MS in the various gas modes by monitoring ions during a blank run.

Setpoint	Gas Mode:	Helium
Conditions		
Mass:	78	AMU
Integration Time:	1.0	sec
Cycles:	20	
Measurements and Results		
Mass (AMU):	78	cps
Measured Value:	42.8500	
Agilent Recommended:	<=	115
Status:	Pass	
Setpoint Status:	Pass	Runs: 1

Setpoint	Gas Mode:	Hydrogen
Conditions		
Mass:	78	AMU
Integration Time:	1.0	sec
Cycles:	20	
Measurements and Results		
Mass (AMU):	78	cps
Measured Value:	2.1500	
Agilent Recommended:	<=	4.6
Status:	Pass	
Setpoint Status:	Pass	Runs: 1

Overall Background (Gas Mode) Test Status

Pass

Date: September 30, 2021 4:07:18 PM
System ID: JP15471169

Background (No Gas Mode)

Purpose

This test examines the background of the ICP-MS in no gas mode by monitoring ions during a blank run.

Setpoint			
Conditions			
Masses:	7	AMU	
	89	AMU	
	205	AMU	
Measurements and Results			
Masses (AMU):	7	89	205
Measured Value:	3.200	3.300	9.900
Agilent Recommended:	<=	<=	<=
Status:	Pass	Pass	Pass
Setpoint Status:	Pass		Runs: 1

Overall Background (No Gas Mode) Test Status

Pass

Date: September 30, 2021 4:07:18 PM
System ID: JP15471169

Declaration of Change Control

This document is under change control. Revision history is maintained and printed on each document. Access to the master documents is limited to process owners. Documents receive periodic review and cannot be assigned an evergreen status. The qualification performed according to this document refers only to the hardware/software configuration in place at the time of the qualification. Agilent Technologies recommends that instrument configuration change management procedures be in place in order to maintain the validation process. Any changes to the analytical or computer hardware or software must be clearly specified. A change management system provides a means for determining the degree of requalification required according to the extent of the changes made. All details of the changes must be thoroughly recorded and documented, together with details of completed tests and their results. Note: Hardware/software configuration management is the customer's responsibility.

20-Minute Stability (No Gas Mode)

Purpose

This test monitors the abundance of ions present in the checkout standard over a 20-minute period to verify that the signal is stable. The %RSD of the abundance of given ions is calculated internally by the software and compared to the limit.

Setpoint

Conditions

Mode:	Spectrum
Masses:	7, 9, 59, 89, 140, 205
Integration Time:	9.99 sec
Peak Pattern:	3 points/peak
Repetitions:	20
Sweeps/Replicates:	100

Measurements and Results

Masses (AMU):

Stability RSD:

Agilent Recommended:

Status:

7	89	205
0.96400	0.51495	0.73011
<= 2.3	<= 2.3	<= 2.3
Pass	Pass	Pass

Setpoint Status:

Pass

Runs: 1

Overall 20-Minute Stability (No Gas Mode) Test Status

Pass

Attachments


Training requirements note: The delivery engineer attaches an ACE technique-specific training certificate to the Equipment Qualification Report (EQR). Obtaining ACE technique-specific certification includes pre-requisite trainings for Data Integrity, General Compliance topics (GMP, GLP, ALCOA, etc.), instrument hardware and software components, and the ACE technique itself. The one certificate encompasses all pre-requisite trainings as documented in the Agilent Learning Management System called Success Factors.

Location	Category	Document Name	Page
EQR	General	Certificate of System Qualification	18
EQR	General	Operator's training certificate and qualifications	19
EQR	General	Certificate of Qualification for ACE	20
EQR	General	Certificate of Qualification for ACE	21
EQR	General	Tune reports	22
EQR	General	Test Report	25
EQR	General	Test Report	27
EQR	General	Test Report	29

General

Document Name:

Certificate of System Qualification



Agilent Compliance Engine Self Qualification

Date: September 14, 2021 4:59:15 PM
Drive Serial #: ACA025C9 Platform Revision: ACE 3.11

Individual self-qualification reports for each specific technique installed are also available upon request. They provide additional details on the general report from the concise summary and are structured by the actual algorithms challenged during the process. There is not a one-to-one relationship between algorithms and OQ program tests because some algorithms are used by several tests and across multiple similar hardware components of the qualified systems.


Technique Type	Tests Completed	Result
Atomic Absorption	7	Conforms
Capillary Electrophoresis	10	Conforms
Dissolution	6	Conforms
Emission Spectroscopy	3	Conforms
Gas Chromatography - GC/MS	17	Conforms
Gas Chromatography	29	Conforms
Gel Permeation Chromatography	9	Conforms
ICP-MS	6	Conforms
Infrared Spectroscopy	7	Conforms
Liquid Chromatography	17	Conforms
Liquid Chromatography - LC/MS	8	Conforms
Microfluidics	18	Conforms
Sample Preparation - Gas Chromatography	9	Conforms
Sample Preparation - Liquid Chromatography	8	Conforms
Supercritical Fluid Chromatography	15	Conforms
Software	6	Conforms
UV-Vis Spectrophotometer	13	Conforms

Overall Qualification Status

Conforms

Document Name: Certificate of Qualification for ACE

Operator's training certificate and qualifications




Certificate of Completion

Learner Name:	Panthep Kurasthain
Title Of Course:	AN-CE-SS-II-030-A: ACE 3.X User Update Training
Completion Date:	July 7, 2020
Certified By Company:	Learning at Agilent

All Service and Support training certificates have the following specific limitations.

A certificate for Service and Support training is only valid while employed by Agilent Technologies or while working as an Agilent-authorized service provider, through which the service employee has ongoing access to Agilent's Safety Alerts, Service Notes, internal technical updates, update training, current documentation, technical support, current parts, and parts updates. Completion of training alone, without being employed by Agilent Technologies, does not qualify an individual to safely install, service or maintain Agilent products.

Document Name: Operator's training certificate and qualifications



Certificate of Completion

Learner Name:	Panthep Kurasthain
Title Of Course:	AN-CE-ICPMS-2-038-A:Agilent 7900 ICPMS FSE update training
Completion Date:	June 7, 2014
Certified By Company:	Learning at Agilent

All Service and Support training certificates have the following specific limitations.

A certificate for Service and Support training is only valid while employed by Agilent Technologies or while working as an Agilent-authorized service provider, through which the service employee has ongoing access to Agilent's Safety Alerts, Service Notes, internal technical updates, update training, current documentation, technical support, current parts, and parts updates. Completion of training alone, without being employed by Agilent Technologies, does not qualify an individual to safely install, service or maintain Agilent products.

Tune Report

Operator Name
AcqData Batch
Acq Date-Time
Report Comment
Instrument Name

Sugawara Mak
C:\Agilent\CPMS\11\User\Tune_79603.b
2021-09-30 14:44:08
OQ 30 Sep 2021
G1403A_JP15471169

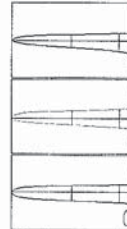
[No Gas]
Sensitivity



Oxidant/Double Charged Ratio

Oxidant 159 / 140 1.047 %
Double Charged 70 / 140 1.482 %

Resolution/Width



Mass	Height	Count	RSD%	Background
7	10000	8428	2.839	3.209
89	50000	39715	2.825	3.320
205	50000	20377	3.319	3.660

Sampling Period [sec] 0.311
Integration Time [sec] 0.1

Mass	Peak Height	Area	W-10%	W-10%
7	8474.89	7.05	0.82	0.719
89	38716.43	18.95	0.59	0.790
205	20366.12	255.00	0.52	0.713

Integration Time [sec] 0.1
Acquisition Time [sec] 22.74

Tune Parameters

Plasma Parameters	Nebulizer Gas	1.00 L/min	Makingup Gas	0.10 L/min
Plasma Mode	Option Gas	---	Auxiliary Gas	0.00 L/min
RF Power	1500 W	---	Plasma Gas	15.0 L/min
RF Match/700	1.10 V	---		
Sample Depth	9.0 mm	2 °C		
Lens Parameters	Omega Lens	9.1 V	Deflect	13.6 V
Extract 1	-30 V	-30 V	Flare Bias	-35 V
Extract 2	-90 V	-50 V		
Omega Bias				
Cell Parameters	Self Gas Flow	---	Energy Discrimination	5.0 V
Use Gas	0.0 mL/min	-8.0 V		
He Flow				

1 of 3

2021-09-30 2:44 PM

General

Document Name: Test Report

Analyte Table

Sample Name	78.1He.1
1 BG He	C25 42.8500

Batch Summary Report

Batch Folder: C:\Batch\2021\BG He.1
Analysis File: BG HeBatch.bln
Tune Step: #1 He

#	Ref	Acq. Date-Time	BG He.d	Data File	Sample Name	Type	Level	Dilution
1		2021-09-30 14:21:47	BG He.d		BG He	Sample		1.0000

Page 2 / 2

2021-09-30 14:23:40

General

Document Name: Test Report

Batch Summary Report

Batch Folder: C:\Batch\2021\BG He.1
Analysis File: BG HeBatch.bln
Tune Step: #1 He

#	Ref	Acq. Date-Time	BG He.d	Data File	Sample Name	Type	Level	Dilution
1		2021-09-30 14:21:47	BG He.d		BG He	Sample		1.0000

Page 1 / 2

2021-09-30 14:23:39

Document Name: Test Report

Batch Summary Report			
Analyze Table			
Sample Name	78_1121		
1 BG112	CPS	21500	

Page 2 / 2

2021-09-30 15:10:31

General

Document Name: Test Report

Batch Summary Report						
Batch Folder: D:\Agilent Services\OQ 30 Sep 2021\BG1 H2 new\h						
Analysis File: BG1 H2 new\Batch1.m						
Tune Step: #1 H2						
Run	Acq. Date-Time	Data File	Sample Name	Type	Level	Division
1	2021-09-30 15:08:58	BG1 H2.d	BG1 H2	Sample		1.0000

Page 1 / 2

2021-09-30 15:10:31

General

Document Name: Test Report

Batch Summary Report

Batch Folder: D:\Agilent Services\00_30_Sep_2021\20 Min ba
Analysis File: 20 Min Batch.tuh
Tune Step: #1 No Gas

Ref	Acq. Date/Time	Data File	Sample Name	Type	Level	Division
1	2021-09-30 15:17:44	20 Min.tuh	20 Min	Sample		1.0000

Document Name: Test Report

Batch Summary Report

Analyte Table									
7	No Gas 1	9	No Gas 1	99	No Gas 1	49	No Gas 1	205	No Gas 1
Sample Name	CPS STD	CPS STD	CPS STD	CPS STD	CPS STD	CPS STD	CPS STD	CPS STD	CPS STD
1	20 Min	0.96460	7.88461	0.56937	0.53495	0.61014	0.78011	0.78011	0.78011

User Name: panthep_kurasathain

Hostname: ASBKKWX315

System ID: JP15471169

Print Date: September 30, 2021 4:07:22 PM

ALS OQHW 7900 30Sep21 Transaction log :

Time	Transaction State	Activity Performed	Type of Transaction	Optional Information
September 30, 2021 3:50:07 PM	Audit	SessionCreated	Session	None
September 30, 2021 3:50:07 PM	Start	Configuration	Session	None
September 30, 2021 3:50:07 PM	Audit	Entitlement	Licensing	User is FieldEngineer and does not require an unlock code
September 30, 2021 3:52:52 PM	Audit	EqlLoaded	Session	EOP details for primary technique [tcpMs] - File path: [ProtocolPacks\TcpMs\Configurations\02.50\TcpMs.02.50.eqp] EOP File Name: [tcpMs.02.50.eqp] EOP Name: [AgilentRecommended]
September 30, 2021 3:52:54 PM	End	Configuration	Session	None
September 30, 2021 3:52:57 PM	Start	Qualification	Session	OQ
September 30, 2021 3:52:57 PM	Start	Execution	Autosampler Check : SPS4: Autosampler Check	None
September 30, 2021 3:53:03 PM	End	Execution	Autosampler Check : SPS4: Autosampler Check	Run Count : 1
September 30, 2021 3:53:04 PM	Start	Execution	Integrated Sample Introduction System (ISIS) Check : ISIS3: Integrated Sample Introduction System (ISIS) Check	None
September 30, 2021 3:53:08 PM	End	Execution	Integrated Sample Introduction System (ISIS) Check : ISIS3: Integrated Sample Introduction System (ISIS) Check	Run Count : 1

Page 1 / 3

Electronic Signature

Purpose

This signature page was created and published because the ACE sign-off action was executed, which is valid for the entire document, including attachments. The ACE sign-off is an electronic signature that requires two distinct identification components: unique username and personal password. The Agilent representative who has delivered this service understands the meaning and legal status of an electronic signature. As a trained official operator, the Agilent representative has a unique password and login to access ACE and electronically sign this document. (Other e-signatures can be applied to this document using a Document Content Management or other suitable method defined in your data access and control procedures.)

Details

Full Name of Signer: Panthep Kurasathain
Logged On User Name: panthep_kurasathain@agilent.com
Signature Creation Date: September 30, 2021
Reason for Signature: Executed protocol and published this original version of document

Regulatory Disclaimer

This document provides a protocol to verify and record instrument configuration and evidence of proper operation. It has been prepared from our interpretation of applicable regulations as well as industry best practices. The document is designed to provide an important component of a complete compliance package. Validation depends upon many factors and use of this protocol alone does not assure compliance. Agilent Technologies makes no promises or representations as to its sufficiency for any specific regulatory program.

Warranty

Agilent Technologies makes no warranty of any kind to this material, including but not limited to, the implied warranties or merchantability and fitness for a particular purpose. Agilent Technologies shall not be liable for errors contained herein or for incidental or consequential damages in connection with the furnishing, performance, or use of this material.

204-002

Customer-No.:

Date: 7/06/2022. Carried out by:

Mr. Stephen Fiske-on.

Maintenance with following Operational Qualification (OQ)
(requires a separate OQ protocol)

[illegible]

Maintenance Protocol

Atomic Fluorescence Spectrometer
mercure / mercur plus

Device parameter	nominal value	actual value
visual check general tightness inside the Mercur	o.k.:	changed: <input type="checkbox"/>
visual check Goldtraps	o.k.:	changed: <input type="checkbox"/>
visual check spectrometer		
cuvette	o.k.:	changed: <input type="checkbox"/>
lens	o.k.:	changed: <input type="checkbox"/>
check pump hoses	o.k.:	changed: <input type="checkbox"/>
check hoses and hose connectors	o.k.:	changed: <input type="checkbox"/>
check and clean reactor	o.k.:	changed: <input type="checkbox"/>
check drying hose output Gas-liquid-separator	o.k.:	changed: <input type="checkbox"/>
check bubble-sensor	o.k.:	not o.k.: <input type="checkbox"/>
Check gasflow		
Argon pressure valve 4	1.2 – 1.5 bar	1.5 bar
Valve 1	10 Nl/h or 0.166 NL/min	0.169 NL/min
Valve 2	50 Nl/h or 0.833 NL/min	0.83 NL/min
Valve 3	5 Nl/h or 0.083 NL/min	0.083 NL/min
Valve 4	10 Nl/h or 0.166 NL/min	0.166 NL/min
Check liquid flow		
Acid	2.5ml/min ± 1 ml	2.5 ml/min
Red.-agent	2.5ml/min ± 1 ml	2.5 ml/min
Sample	10ml/min ± 2 ml	10 ml/min
Adventitious light - values	from file	
(V)		
100	0	0
200	0	0
300	0	0
350	0	0
400	1	1
450	2	2
500	6	6
550	13	14
575	19	20
600	27	28

Maintenance works basic unit

tightness visual check inside the Mercur	<input checked="" type="checkbox"/>
visual check if gold-traps are broken	<input checked="" type="checkbox"/>
visual check if spectrometer is contaminated	<input checked="" type="checkbox"/>
reactor cleaning	<input checked="" type="checkbox"/>
check pump-hose, if necessary change it	<input checked="" type="checkbox"/>
check drying-hose, output gas-liquid-separator	<input checked="" type="checkbox"/>
test Bubble-Sensor	<input checked="" type="checkbox"/>
check gas flows	<input checked="" type="checkbox"/>
check volume flows, reagents	<input checked="" type="checkbox"/>
recording stray light values	<input checked="" type="checkbox"/>
measurement with 30 ng/l	<input checked="" type="checkbox"/>

Maintenance works Autosampler

Serial No.: 701 239

lubricate the dosing-winding (Teflon-grease-spray)	<input checked="" type="checkbox"/>
clean the dosing cylinder, if necessary exchange it	<input checked="" type="checkbox"/>
lubricate the winding system of the height drive with some drops of oil	<input checked="" type="checkbox"/>
check the toothed belt	<input checked="" type="checkbox"/>
check the position of the mechanical stopper (height: 13mm)	<input checked="" type="checkbox"/>
check the pump rate of mixing pump (<14s AS52, typ.7s/<20s AS52S, typ.10s)	<input checked="" type="checkbox"/>
check the pump rate of washing cup	<input checked="" type="checkbox"/>
check the electrical hose connections for good contact	<input checked="" type="checkbox"/>
check the connectors of the magnetic valves	<input checked="" type="checkbox"/>
check the dosing hose for buckling, if necessary exchange it	<input checked="" type="checkbox"/>



บริษัท ดับเบิล เอส ไดแอกโนสติกส์ จำกัด
DOUBLE S DIAGNOSTICS CO., LTD.

4 ซอยอุดมสุข 14 แขวงคลองตัน เขตคลองเตย กรุงเทพฯ 10260 โทรศัพท์ (02) 747-7009 โทรสาร (02) 747-7008
4 Soi Udomsuk 14, Bangna, Bangkok 10260 Tel. (02) 747-7009 Fax (02) 747-7008

MM-N08

Maintenance Plan YEAR : 2022

เดือน	Jan	Feb	Mar	Apr	May	Jun	Jul	Aug	Sep	Oct	Nov	Dec
รวม												

Periodical maintenance check list for Konelab

	6M	12M	Note
1.Diluent-wash tubing change	<input type="checkbox"/>	<input checked="" type="checkbox"/>	
2.ISE tubing change	<input type="checkbox"/>	<input checked="" type="checkbox"/>	
3.Syringe check/change	<input type="checkbox"/>	<input checked="" type="checkbox"/>	
4.Dispensing check/ change	<input type="checkbox"/>	<input checked="" type="checkbox"/>	
5.Waste tubing change when necessary	<input type="checkbox"/>	<input checked="" type="checkbox"/>	
6.Lamp check/change	<input type="checkbox"/>	<input checked="" type="checkbox"/>	
7.Mixer paddle/paddle change(not Konelab20)	<input type="checkbox"/>	<input checked="" type="checkbox"/>	
8.ISE needles check/change	<input type="checkbox"/>	<input checked="" type="checkbox"/>	
9.Pump tubing check/ change	<input type="checkbox"/>	<input checked="" type="checkbox"/>	
10.Broken/worn out part check /change	<input type="checkbox"/>	<input checked="" type="checkbox"/>	
11.Peristaltic pump check /cleaning/ lubrication	<input type="checkbox"/>	<input checked="" type="checkbox"/>	
12.Heating check	<input type="checkbox"/>	<input checked="" type="checkbox"/>	
13.Cooling check	<input type="checkbox"/>	<input checked="" type="checkbox"/>	
14.Dispenser mechanic check/adjustment	<input type="checkbox"/>	<input checked="" type="checkbox"/>	
15.Cuvette transfer mechanic check/adjustment	<input type="checkbox"/>	<input checked="" type="checkbox"/>	
16.Dispenser movement check/adjustment	<input type="checkbox"/>	<input checked="" type="checkbox"/>	
17.Sample/reagent register check/adjustment	<input type="checkbox"/>	<input checked="" type="checkbox"/>	
18.Dispensing tubing tightness check	<input type="checkbox"/>	<input checked="" type="checkbox"/>	
19.Photometer and optics cleaning/check/adjustment	<input type="checkbox"/>	<input checked="" type="checkbox"/>	
20.Workstation PC cleaning if necessary	<input type="checkbox"/>	<input checked="" type="checkbox"/>	
21.Mechanic cleaning/lubrication	<input type="checkbox"/>	<input checked="" type="checkbox"/>	
22.Instrument cleaning if necessary	<input type="checkbox"/>	<input checked="" type="checkbox"/>	
23.Complete analyzer testing with waterblank/QC or sample	<input type="checkbox"/>	<input checked="" type="checkbox"/>	
24.Test parameters/Adjustment/config. Save to USB key	<input type="checkbox"/>	<input checked="" type="checkbox"/>	
25.UPS Test	<input type="checkbox"/>	<input checked="" type="checkbox"/>	

Place: AS LAB Instrument: K20 Aquaken 250
 Date/Time: 30-6-65 Serial no: 8781
 Service done by: AS LAB Install date: 30/6/22
 Signature of customer: AS LAB Date/Time: 30/6/22

analytikjena

Device parameter	nominal value	actual value
Analytical parameters		
Conditions.: max conc.: 10µg/L PMT-voltage: <u>404</u> V		
Blank-solution without enrichment / FBR 30 ng/L	Int > 0.0015 RSD < 3 %	Int <u>0.0005</u> Int. <u>0.0026</u> RSD <u>1.12</u> %
Conditions.: max conc.: 1.7µg/L PMT-voltage: <u>395</u> V		
Blank-solution with enrichment / FBR 30 ng/L	Int > 0.008 RSD < 3 %	Int <u>0.0018</u> Int. <u>0.0109</u> RSD <u>0.57</u> %
Fok.- factor (Int ₂ / Int ₁)	> 3,5	<u>4</u>
Comments		

Signature Technician: AS LAB
 Signature Customer: AS LAB
 Place, Date (DD/MM/YYYY): 30/06/2022
 Place, Date (DD/MM/YYYY): 30/06/2022



Metrological Center

SCI ECO Services Company Limited

33/2 Moo 3, T.Banpa, A.Kaengkhoi, Saraburi 18110, Thailand.



Certificate No. T221645

Page 2 of 4

Calibration Report

Equipment : Chamber (Cold Room)
Date of Calibration : 1 July 2022
Environment : Temperature : 18.9-23.7 °C
Line Voltage : 222.9-226.5 V
Relative Humidity : 55 - 65 %RH

Condition of this results of calibration :

1. This equipment was calibrated by insert nine standard thermocouples type T into its chamber , the other one standard thermocouples type T use for ambient temperature measurement . The calibration was done in according to WI-T20 (based on ASTM E145-94 (Reapproved 2001) and AS2853-1986).

All data show below were final values and the initial data from customer request . The temperature scale used was based on ITS - 90 .

2. Reference Standard Instrument :

Instrument	Model	Instrument No.	Certificate No.	Due Date
TC	TYPE T	TN161-TN170	T210009	30 July 2022
TC	TYPE T	TN171-TN180	T210009	30 July 2022
DATA LOGGER	34970A	T149	T210009	30 July 2022

3. This certificate is traceable to :

National Institute of Metrology (Thailand) through Metrological Center (NSC-TISI-TIS 17025 CALIBRATION 0244.)

4. Condition of calibrated item : good

Equipment Description :

Time Constant : 6 Hour 28 Minute At 3 °C
Fresh Air Damper ☐ Open ☐ Min ☐ Medium ☐ Max
☐ Close
☒ Not Available

5. Adjustment : () without adjustment (X) after adjustment

Approved By: _____

FM-LJ5 117/15-05-63



Metrological Center

SCI ECO Services Company Limited

33/2 Moo 3, T.Banpa, A.Kaengkhoi, Saraburi 18110, Thailand.

Saraburi Tel : +66 3627 3096 Fax : +66 3627 3100

Bangkok Tel : +668 9205 6851 , +669 8247 2360

Website : www.scieco.co.th E-Mail : calibrate@scg.co.th



Certificate No. T221645

Page 1 of 4

Certificate of Calibration

Equipment : Chamber (Cold Room)

Manufacturer : KOLDTECH

Model : KM-240

Serial No. : TBN-1012061/06

Customer Code : BKK_EN0168

ID No. : T2462A3

Customer : ALS Laboratory Group (Thailand) Co.,Ltd.

104 Phatthanakan 40, Phatthanakan Rd., Khwaeng Phatthanakan,

Khet Suan Luang, Bangkok 10250

Customer Location : Environmental Laboratory

Date of Receipt : 27 June 2022

Calibrated By : Sujjar Naknaked (Site Calibration Manager)

Approved By : _____ / Boonchai Suriyawong (Site Calibration Manager)

Date of Issue : 04 JUL 2022

The uncertainties are for a confidence probability of approximately 95%.

This Certificate is issued in accordance with the conditions of accreditation granted by the Thai Laboratory Accreditation Scheme which has assessed the measurement capability of the laboratory and its traceability to recognized national standards and to the units of measurement realized at the corresponding national standard laboratory. This certificate may not be reproduced other than in full except with the prior written approval of the Metrological Center.

FM-L14 117/01-02-64



Certificate No. T221645

Page 4 of 4

Calibration Report

Measurement Results:

Calibration Point	Average Standard Reading at each position (°C)									
	TN161	TN162	TN163	TN164	TN165	TN166	TN167	TN168	TN169	TN170
	2.91	2.97	2.80	3.09	3.00	2.99	3.22	2.86	3.17	3.19
3										
	TN171	TN172	TN173	TN174	TN175	TN176				
	2.95	3.41	2.71	3.30	3.04	3.01				

Chamber (Cold Room)		Temperature Distribution				
Setting (°C)	Reading (°C)		Average (°C)		Stability (± °C)	
	Min , Max	Average			Uncertainty (± °C)	
3.0	2.8 , 4.0	3.2	3.04	1.33	0.93	1.91
					Coverage Factor <i>k</i>	
					2.00	

* The quoted uncertainty exclude " uniformity "

The calibration result apply only the above calibrated item.

The result of test was found accurate as shown on date and place of test only.

The reported expanded uncertainty is based on a standard uncertainty multiplied by a coverage factor *k* which for a t-distribution, providing a level of confidence of approximately 95 % .

Approved By. _____

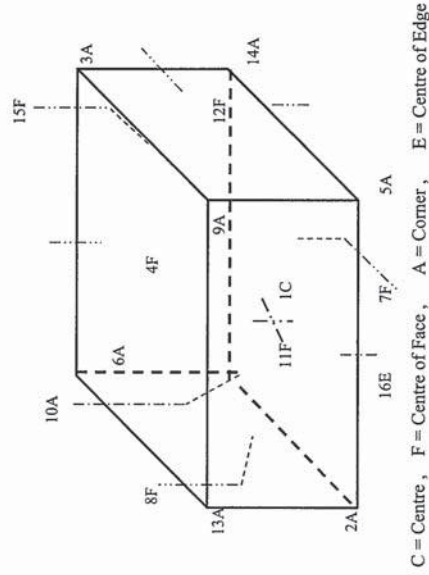
Approved By. _____



Certificate No. T221645

Page 3 of 4

Calibration Report



1C =	TN161
2A =	TN162
3A =	TN163
4F =	TN164
5A =	TN165
6A =	TN166
7F =	TN167
8F =	TN168
9A =	TN169
10A =	TN170

11F =	TN171
12F =	TN172
13A =	TN173
14A =	TN174
15F =	TN175
16E =	TN176



บริษัท ออโตเมชัน เซอร์วิส จำกัด
Automation Service Co.,Ltd.

929/929/1 ซอยพัตนการ 30 ถนนพัตนการ แขวงหนองแขม เขตหนองแขม กรุงเทพฯ 10250
929/929/1 Soi Pattanakarn Rd., Suanluang, Suanluang, Bangkok 10250
Insitwri (Tel.) 0-2318-9994 Insatrs (Fax) 0-2318-9596 website : www.automation.co.th

MTOC : L-1002/2022

Report No. : ALS-799/02

Maintenance Sheet

Customer : ALS Laboratory Date : 03 / 10 / 2022
Model : ASI-L Serial No. H57415200799

Item	Carry out maintenance work	Result	Exchange	Comment
1.	Arm Drive section Check Arm Drive Belt for wear and tension Check grease of Screw Arm Drive	O.K. O.K. O.K.		
2.	Rinse pump (only ASI-V 24ml, 40ml) Check pump rate(>40ml/min) Check pump and tube connection for leakage	O.K. O.K. O.K.		
3.	Check if outlet flow is in proper condition Check and if necessary exchange consumable, Maintenance parts	O.K. O.K.		See appropriate list of maintenance parts
4.	Check Stirrer [When installed]	O.K.		
5.	Verify ASI function via mechanical check	O.K.		

Inspection by :

(Mr.)
Technician

SHIMADZU ANALYZER

2/3

แผนปฏิบัติการตรวจสอบ (Industrial Automation Division)
F. 0-2318-4961 E-mail : asic@automation.co.th
แผนปฏิบัติการบำรุงรักษา (Office Automation Division)
F. 0-2318-0200 E-mail : marketing-oi@automation.co.th
สาขากรุงเทพฯ Rayong Branch
17/15 หมู่ 4 ตำบลหนองแขม อำเภอหนองแขม กรุงเทพฯ 10250
17/15 Huayong, Muang, Rayong 21150
Tel. 038-692-152 Fax. 038-692-345



บริษัท ออโตเมชัน เซอร์วิส จำกัด
Automation Service Co.,Ltd.

929/929/1 ซอยพัตนการ 30 ถนนพัตนการ แขวงหนองแขม เขตหนองแขม กรุงเทพฯ 10250
929/929/1 Soi Pattanakarn Rd., Suanluang, Suanluang, Bangkok 10250
Insitwri (Tel.) 0-2318-9994 Insatrs (Fax) 0-2318-9596 website : www.automation.co.th

MTOC : L-1002/2022

Report No. : ALS-799/02

ASI Maintenance Report

Instrument : Automatic Sample Injector Measuring : Vial 40 mL
Model : ASI-L Place of Installation : -
Serial No. : H57415200799 Department : LABORATORY
Manufacture : Shimadzu

Customer : ALS Laboratory Group (Thailand) Co.,Ltd.
104 Phatthanakan 40, Phatthanakan Rd.,
Khwaen Suan Luang, Khet Suan Luang,
Bangkok 10250 Thailand

Date of Maintenance : 03 / 10 / 2022

Ambient Condition : Temperature 25.4 ± 5 °C
: Humidifier 60 ± 15 %RH

Maintenance By : (Mr.)
Technician

Approved By : (Mr.)
Technician Manager

User Name : (Mr.)

REVIEW BY Vichana N.
APPROVED BY Sirilak P
NEXT CAL. DATE 3/10/22

SHIMADZU ANALYZER

1/3

แผนปฏิบัติการตรวจสอบ (Industrial Automation Division)
F. 0-2318-4961 E-mail : asic@automation.co.th
แผนปฏิบัติการบำรุงรักษา (Office Automation Division)
F. 0-2318-0200 E-mail : marketing-oi@automation.co.th
สาขากรุงเทพฯ Rayong Branch
17/15 หมู่ 4 ตำบลหนองแขม อำเภอหนองแขม กรุงเทพฯ 10250
17/15 Huayong, Muang, Rayong 21150
Tel. 038-692-152 Fax. 038-692-345



บริษัท ออโตเมชัน เซอร์วิส จำกัด
Automation Service Co.,Ltd.

929,929/1 ซอยพหลโยธิน 30 ถนนพหลโยธิน แขวงจตุจักร กรุงเทพฯ 10250
929,929/1 Soi Phatnakarn Rd., Suanluang, Bangkok 10250
Ins@wri (Tel.) 0-2319-9994 Ins@rs (Fax) 0-2319-9996 website : www.automation.co.th

MTOC : L-1001/2022

Report No. : ALS-416/02

TOC-L Maintenance Report

Instrument : Total Organic Carbon Analyzer Measuring : TC 0 ~ 30000 mg/L
Model : TOC-LCSH Place of Installation : -
Serial No. : H54425300416 Department : LABORATORY
Manufacture : Shimadzu

Customer : ALS Laboratory Group (Thailand) Co.,Ltd.
104 Phatthanakan 40, Phatthanakan Rd.,
Khwaen Suan Luang, Khet Suan Luang,
Bangkok 10250 Thailand

Date of Maintenance : 03 / 10 / 2022

Ambient Condition : Temperature 25.4 ± 5 °C

: Humidifier 60 ± 15 %RH

Maintenance By : (Mr. Technician

Approved By : (Mr. Technician Manager

User Name : ()

REVIEW BY
APPROVED BY
NEXT CAL. DATE 3/10/23



บริษัท ออโตเมชัน เซอร์วิส จำกัด
Automation Service Co.,Ltd.

929,929/1 ซอยพหลโยธิน 30 ถนนพหลโยธิน แขวงจตุจักร กรุงเทพฯ 10250
929,929/1 Soi Phatnakarn Rd., Suanluang, Bangkok 10250
Ins@wri (Tel.) 0-2319-9994 Ins@rs (Fax) 0-2319-9996 website : www.automation.co.th

MTOC : L-1002/2022

Report No. : ALS-799/02

List of Consumable, Maintenance parts

Pos.	Part Number	Part Name	Result	Exchange	Recommended Interval
1.	017-27021-01	Grease Paste, Lubricant 100g	O.K.		1 time per year
2.	032-22661-02	Belt, 60S2m596, Arm Drive	O.K.		1 time per year
3.	034-03067-02	Spring, F-642, Arm Drive	O.K.		Depending on condition
4.	042-00405-11	Pump Head, for ASI Rinse Pump	O.K.		After 300 h of operating
5.	638-41448-01	(only ASI-V 24mL, 40mL) Std. Needle Type1 24mL, 40mL *	N/A		Depending on condition
6.	638-41448-02	(for tube 2, 1x1, 6) [Sparge needle] Std. Needle Type1 125mL * (for tube 2, 1x1, 6)	N/A		Depending on condition
7.	631-41660-03	Flare Pipe 2x1.5x700mm * (for Standard Needle Type1 24mL, 40mL, 125mL)	N/A		Depending on condition (may cut to origin length 600mm)
8.	638-41450-01	Needle for Suspended Particles, * 0.8mm (only ASI-V 24mL, 40mL)	N/A		Depending on condition
9.	638-41450-01	Std. Needle Type2 125mL * (for tube 1, 4x0.9)	N/A		Depending on condition
10.	638-41472-01	Std. Needle Type2 24mL, 40mL *	O.K.		Depending on condition
11.	631-41660-02	Flare Pipe 1.4x0.9x600mm * (for Suspended + Needle Type2)	O.K.		Depending on condition
12.	638-41449-01	Double Needle , only 24mL, 40mL (simultaneous sparge type) *	N/A		Depending on condition
13.	631-41660-01	Flare Pipe 1.1x0.6x600mm * (for Double Needle 24mL, 40mL)	N/A		Depending on condition

*Note: needed parts depending on installed needle types!

Inspection by :

(Mr. Technician

SHIMADZU ANALYZER

3/3

ศูนย์บริการลูกค้า (Industrial Automation Division)
F. 0-2318-4951 E-mail : asic@automation.co.th
ศูนย์บริการลูกค้า (Office Automation Division)
F. 0-2318-0200 E-mail : marketing-oi@automation.co.th

สาขากรุงเทพ Lamphun Branch
122/5 หมู่ 4 ซอยพหลโยธิน 30 ถนนพหลโยธิน กรุงเทพฯ 10250
122/5 Moo 4, Bangkok, Lamphun 10250
Tel./Fax. 053-581-876

SHIMADZU ANALYZER

สาขากรุงเทพฯ Rayong Branch
1/15 ซอยพหลโยธิน 30 ถนนพหลโยธิน กรุงเทพฯ 10250
1/15 Huaypong, Muang, Rayong 21150
Tel. 038-692-152 Fax. 038-692-345

ศูนย์บริการลูกค้า (Industrial Automation Division)
F. 0-2318-4951 E-mail : asic@automation.co.th
ศูนย์บริการลูกค้า (Office Automation Division)
F. 0-2318-0200 E-mail : marketing-oi@automation.co.th

สาขากรุงเทพฯ Lamphun Branch
122/5 หมู่ 4 ซอยพหลโยธิน 30 ถนนพหลโยธิน กรุงเทพฯ 10250
122/5 Moo 4, Bangkok, Lamphun 10250
Tel./Fax. 053-581-876

MTOC: L-1001/2022

Report No. : ALS-416/02

Item	Carry out maintenance work	Result	Exchange	Comment
8.	Due to instrument condition, clean the instrument inside and outside.	O.K.		
9.	After checking the system and exchanging of consumable and maintenance parts a new 1-3 point calibration have to be done.	O.K.		Addition test 1.
10.	After wards the calibration perform check sample measurement.	O.K.		Addition test 2.

Addition test

Test no.	Test conditions	Meas. value	Result
1.	Calibration TC standard solution at 0, 0.1, 0.5, 1, 5, 10, 20 injection volume 50 µL No. of measurement 2 times (Max.3)		Attachment : ALS-416/02 Page 1/4 -2/4
	Criteria : R ² = 0.995 or more	1.0000	Pass
2.	Measurement of reagent water and TC standard solution at 5.0 mg/L injection volume 50 µL No. of measurement 2 times (Max.3) and calculate accuracy by Meas. of TC standard – Meas. of Reagent water		Attachment : ALS-416/02 Page 3/4 – 4/4
	Criteria : Accuracy %Recovery 10% or less	5.477 – 0.4414 = 5.0356 ppm	Pass

Inspection by : _____
(Mr.

Technician

SHIMADZU ANALYZER

กรมส่งเสริมการค้าระหว่างประเทศ (Industrial Automation Division)
F. 0-2318-4561 E-mail : asec@automation.co.th
กรมส่งเสริมการค้าระหว่างประเทศ (Office Automation Division)
F. 0-2318-0200 E-mail : marketing-oa@automation.co.th

สายด่วน Rayong Branch **3/4**
1/15 หมู่บ้าน อ.บ้านนาสาร ส.บ่อ 21150
1/15 Huayung, Muang, Rayong 21150
Tel. 038-692-152 Fax. 038-692-345

สายด่วน Lamphun Branch
122/5 หมู่ 4 ตำบลนาดี อ.ดงหลวง ส.พ. 51000
122/5 Moo 4, Bantlang, Muang, Lamphun 51000
Tel./Fax. 053-551-876

SHIMADZU ANALYZER

แผนกอิเล็กทรอนิกส์อุตสาหกรรม (Industrial Automation Division)
F. 0-2318-4961 E-mail : atsc@automation.co.th

แผนกอิเล็กทรอนิกส์งาน (Office Automation Division)
F. 0-2318-0200 E-mail : marketing-aa@automation.co.th

Inspection by :

(Mr.

Technician

สาขาลำพูน Lamphun Branch
122/5 หมู่ 4 ตำบลบ้านกลาง อำเภอบึง ลำพูน 51000
122/5 Moo 4, Banklang, Muang, Lamphun 51000
Tel./Fax. 053-581-876

MTOC: L-1001/2022

Report No. : ALS-416/02

Maintenance Sheet

Customer: ALS Laboratory

Date : 03 / 10 / 2022

Model : TOC-LCSH

Serial No. H54425300416

Item	Carry out maintenance work	Result	Exchange	Comment
1.	Check functionality of the device			
	Check furnace temperature (Standard cat. 680 °C / for TN cat. 720 °C)	O.K.		
	Check dehumidifier temperature (1 °C)	O.K.		
	Check the entire flow line related to leakage	O.K.		
	Check baseline status (OK)	O.K.		
	Check carrier gas pressure (200 ±10 kPa)	O.K.		
	Check carrier gas flow rate (±50 mL/min)	O.K.		
2.	Tubes			
	Check all tubing for contamination, if necessary clean them	O.K.		
	Check all tubing for tight connection	O.K.		
3.	Container and Drainage			
	Fill up humidifier with pure water to max. level	O.K.		
	Check filling of dilution water and acid container	O.K.		
	Rinse Drain Pot, after wards refill again with pure water	O.K.		
4.	Check if outlet flow is in proper conditions	O.K.		
	TC and IC Injection			
	Clean injector Block	O.K.		
	Check injector Block for wear	O.K.		
	Check injection tube adjustment	O.K.		
	Check injection for leakage	O.K.		
	Check injection for clogging	O.K.		
5.	IC Measurement (N-type)			
	Check acidification in syringe			
	Check sparging in syringe			
6.	Eye check of 8-Port valve, for sample residues or moist spots that indicate possible leakage	O.K.		
7.	Check and if necessary exchange consumable, Maintenance parts	O.K.		See list of consumable, maintenance parts

TOC-Control L Report

2022_10_03_001_PM020K

Instrument Information

Instrument Options
Catalyst

TOC/ASI/IC Unit/
Regular Sensitivity

Call Curve

Sample Name:

Sample ID:

Call Curve:

Status:

Unit:

Unit:

Unit:

Unit:

Unit:

Unit:

Unit:

Unit:

Unit:

Unit:

Unit:

Unit:

Unit:

Unit:

Unit:

Unit:

Unit:

Unit:

Unit:

Unit:

Unit:

Unit:

Unit:

Unit:

Unit:

Unit:

Unit:

Unit:

Unit:

Unit:

Unit:

Unit:

Unit:

Unit:

Unit:

Unit:

Unit:

Unit:

Unit:

Unit:

Unit:

Unit:

Unit:

Unit:

Unit:

Unit:

Unit:

Unit:

Unit:

Unit:

Unit:

Unit:

Unit:

Unit:

Unit:

Unit:

Unit:

Unit:

Unit:

Unit:

Unit:

Unit:

Unit:

Unit:

Unit:

Unit:

Unit:

Unit:

Unit:

Unit:

Unit:

Unit:

Unit:

Unit:

Unit:

Unit:

Unit:

Unit:

Unit:

Type	Area
Standard	TC

Conc: 0.000mg/L

No.	Area	Pt/Vol	Aut/DL	Rem	Ex	Date/Time
1	1.643	50ul	1.000	*****	E	10/7/2022 2:11:11 PM
2	1.368	50ul	1.000	*****		10/7/2022 2:13:30 PM
3	1.381	50ul	1.000	*****		10/7/2022 2:15:29 PM

Signal[mV] 10



Conc: 0.1000mg/L

No.	Area	Pt/Vol	Aut/DL	Rem	Ex	Date/Time
1	2.105	50ul	10.00	*****		10/7/2022 2:21:03 PM
2	2.153	50ul	10.00	*****		10/7/2022 2:23:47 PM

Signal[mV] 10



Conc: 0.5000mg/L

No.	Area	Pt/Vol	Aut/DL	Rem	Ex	Date/Time
1	4.159	50ul	2.000	*****	E	10/7/2022 2:29:48 PM
2	3.808	50ul	2.000	*****		10/7/2022 2:31:58 PM
3	3.922	50ul	2.000	*****		10/7/2022 2:34:06 PM

Signal[mV] 10



Conc: 1.000mg/L

No.	Area	Pt/Vol	Aut/DL	Rem	Ex	Date/Time
1	6.174	50ul	1.000	*****		10/7/2022 2:37:11 PM
2	6.210	50ul	1.000	*****		10/7/2022 2:39:27 PM

Signal[mV] 10



บริษัท ออโตเมชัน เซอร์วิส จำกัด
Automation Service Co., Ltd.

929/929/1 ซอยพหลโยธิน 30 ถนนพหลโยธิน แขวงจตุจักร กรุงเทพฯ 10250
929/929/1 Soi Phatthayamai 30, Phatthayamai, Suanluang, Bangkok 10250
โทรศัพท์ (Tel.) 0-2319-9994 โทรสาร (Fax) 0-2319-9996 เว็บไซต์ : www.automation.co.th

MTOC : L-1004/2022

Report No. : ALS-416/02

List of Consumable, Maintenance parts

Pos.	Part Number	Part Name	Result	Exchange	Recommended Interval
1.	036-11209-84	O-ring, 4D P10A (Viton , for TC,IC Slider)	O.K.	✓	1 time per year, Depending on condition
2.	036-11219-84	O-ring, 4D P20 (for sealing TC-Combustion tube)	O.K.	✓	1 time per year, Depending on condition
3.	638-15025	O-ring, PIPE (for TC,IC-Slider)	O.K.		1 time per year, Depending on condition
4.	630-00105-01	Platinum net, (2pcs-set) (to support catalyst)	O.K.		6 month same time as catalyst exchange
5.	630-00557	Silica Wool (to support catalyst)	O.K.		6 month same time as catalyst exchange
6.	630-00992	Halogen Scrubber	O.K.	✓	6 month
7.	630-00996	High Sensitivity TC Catalyst (When installed)	N/A		Depending on condition
8.	638-60116	Regular Catalyst (33g) (When installed)	O.K.	✓	6 month
9.	638-56251-01	8-Port valve rotor	O.K.		1 time per year
10.	638-41323	TC-Combustion Tube	O.K.		6 month same time as catalyst exchange
11.	631-43404-01	Packing, gasket slider (for TC-Injection tube)	O.K.		1 time per year, Depending on condition
12.	638-59296	Syringe 5mL	O.K.		Depending on condition
13.	638-59296-01	Plunger Tip (for syringe 5mL)	O.K.	✓	6 month
14.	042-00405-11	IC reagent supply pump head	O.K.		1 time per year
15.	630-00999	CO2-Absorber (for cell space purge)	O.K.	✓	1 time per year
16.	630-00964	Molecular Sieves 13x	O.K.		1 time per year

Note. Table indicates the guidelines replacement periods when NPOC measurement is performed on sample that are comparatively as clean as tap water, use standard catalyst and at a rate of about 500 sample per month (operating five days a week)

Inspector By

(Mr.

Technician

SHIMADZU ANALYZER

ศูนย์บริการลูกค้า (Industrial Automation Division)
F. 0-2318-4951 E-mail : abc@automation.co.th
ศูนย์บริการลูกค้า (Office Automation Division)
F. 0-2318-0200 E-mail : marketing-oi@automation.co.th

สาขากรุงเทพฯ Rayong Branch 4/4
1/15 หมู่ 4 ตำบลบ้านใหม่ อำเภอวังน้อย 21150
1/15 Huaykong, Muang, Rayong 21150
Tel. 038-692-152 Fax. 038-692-345

สาขาเชียงใหม่ Lamphun Branch
122/5 หมู่ 4 ตำบลบ้านใหม่ อำเภอเมืองลำพูน 51000
122/5 Moo 4, Bankiang, Muang, Lamphun 51000
Tel./Fax. 053-581-876

TOC-Control L Report

2022_10_03_001_PNA-02.RK

Instr. Information

Instrument Options
Catalyst

TOC/AS/IC Unit/
Regular Sensitivity

Sample

Sample Name:
Sample ID:
Origin:
Status:
Chk. Result:

TC 5
TC 0.1 - 20 ppm
Completed

Type	Anal.	Manual Dilution	Result
Unknown	TC	1.000	TC 5.477mg/L


1. Det

Anal.: TC

No.	Area	Conc.	Inj. Vol.	Aut. Dil.	Ex.	Cal. Curve	Date / Time
1	34.48	5.53mg/L	50ul	1.000		TC 0.1 - 20 ppm 2022_10_03_14_08_24 cal	10/3/2022 13:37 PM
2	34.01	5.47mg/L	50ul	1.000		TC 0.1 - 20 ppm 2022_10_03_14_08_24 cal	10/3/2022 13:38 PM

Mean Area

Mean Conc.




TOC-Control L Report

2022_10_03_001_PNA-02.RK

Acid Add.
Mean Area
SD Area
CV Area

0.000%
6.192
0.02546
0.41%

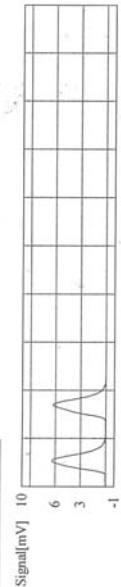


Conc: 5.000mg/L

No.	Area	Inj. Vol.	Aut. Dil.	Regm.	Ex.	Date / Time
1	23.81	50ul	4.000	*****		10/3/2022 2:45:22 PM
2	23.74	50ul	4.000	*****		10/3/2022 2:48:07 PM

Acid Add.
Mean Area
SD Area
CV Area

0.000%
23.78
0.00950
0.21%




Conc: 10.000mg/L

No.	Area	Inj. Vol.	Aut. Dil.	Regm.	Ex.	Date / Time
1	46.16	50ul	2.000	*****		10/3/2022 2:54:22 PM
2	46.15	50ul	2.000	*****		10/3/2022 2:57:11 PM

Acid Add.
Mean Area
SD Area
CV Area

0.000%
46.16
0.00707
0.02%



Conc: 20.000mg/L

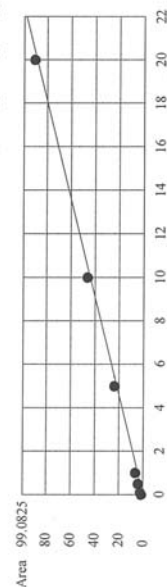
No.	Area	Inj. Vol.	Aut. Dil.	Regm.	Ex.	Date / Time
1	90.44	50ul	1.000	*****		10/3/2022 3:00:47 PM
2	89.71	50ul	1.000	*****		10/3/2022 3:03:32 PM

Acid Add.
Mean Area
SD Area
CV Area

0.000%
90.08
0.5162
0.57%



Slope: 4.427
Intercept: 0.000
r²: 1.0000
RSE (%): N/A
Zero Shift: Yes



TOC-Control L Report

2022_10_03_001_PM4021N

Instr. Information

Instrument Options
Catalyst

TOC/ASI/IC Unit/
Regular Sensitivity

Sample

Sample Name:
Sample ID:
Origin:
Status:
Chk. Result:

Water
Unknown
TC 0.1 - 20 ppm cal
Completed

Type	Anal.	Manual Dilution	Result
Unknown	TC	1.000	TC 0.4414mg/L

1 Diet

Anal.: TC

No.	Anal.	Conc.	Inj. Vol	Aut. Dil	Ex.	Cal. Curve	Date/Time
1	2.000	0.4414mg/L	50uL	1.000		TC 0.1 - 20 ppm 2022_10_03_14:08_24 cal	10/3/2022 3:28:37 PM
2	1.998	0.4311mg/L	50uL	1.000		TC 0.1 - 20 ppm 2022_10_03_14:08_24 cal	10/3/2022 3:30:46 PM

Mean Area
Mean Conc.

1.954
0.4414mg/L

